



Holiday World & Splashin' SAFARI®



2025 Accessibility Guide

Rev. 4/07

Introduction.....2

General Information.....3

Casts and Braces.....7

Ride Entry Guidelines for Boarding Pass.....8

Ride Safety and Accessibility.....10

Restraint Systems and Rider Requirements.....13

State of Indiana Patron Responsibility.....13

Oxygen Tanks on Rides and Slides.....14

Service Animals.....15

Show Venue Information.....16

Sensory Guide and Experiences.....17

Fun and Safety Symbols.....21

At a Glance Ride Information for Holiday World.....23

Christmas Attractions.....25

Halloween Attractions.....28

4th of July Attractions.....32

Holidog’s FunTown Attractions.....37

Thanksgiving Attractions.....40

At a Glance Ride Information for Splashin’ Safari.....45

Splashin’ Safari Attractions.....47

At a Glance Happy Halloween Weekends Attractions.....59

Happy Halloween Weekends Attractions.....60

Ride Boarding Pass.....62

Welcome to Holiday World & Splashin’ Safari! We hope this Guide will assist you while planning for and during your visit.

This Guide was compiled in cooperation with the Easterseals Rehabilitation Center of Evansville, Indiana, to assist Guests in choosing rides and slides to enjoy during their visit. Holiday World & Splashin’ Safari’s Ride Admission Policy is based on our ride manufacturers’ recommendations plus evaluation of each attraction using our experience with and knowledge of the ride in both normal and emergency operating conditions. Our prime consideration is the ability of each person to endure the dynamics of a ride without risk of injury to that person or other riders.

Ride delays may occur while riding and members of your party may be required to remain in the riding position until the ride is restarted or Guests are escorted off the ride. All Guests should be aware that, although rare, there is always the possibility that a ride evacuation could occur due to an unplanned shutdown, inclement weather conditions, or a power interruption. If a ride evacuation is required, Guests may need to maneuver across catwalks and stairs from the highest point of the ride and down steeply inclined walkways.

Guests requiring assistance during a ride evacuation may be escorted last in order to expedite the evacuation process. While these occasions are rare, Guests should be aware of this possibility and exercise good judgment before boarding rides and slides. Please inquire about specific procedures prior to boarding or participating in an attraction. The roller coasters, water coasters, Frightful Falls, Raging Rapids, and rides that leave the ground are more likely to be evacuated during a ride shutdown. Guests with limited mobility should be accompanied by a person capable of helping to evacuate them during a ride shutdown if assistance is requested by Management.

Please observe all warnings outlined in this Guide. Management at Holiday World & Splashin’ Safari reserve the right to adjust any of the restrictions listed in this Guide. If you have any doubts about an attraction’s appropriateness for the individual, please have someone in your party speak to a member of Attractions Management.

The Management of Holiday World & Splashin’ Safari reserve the right to deny Guest access to a ride which Management deems unsafe for the individual. Any Guest who does not fit properly in the ride restraint will not be permitted to ride.

The details in this Accessibility Guide are subject to change. For the most up-to-date version, scan the QR code or visit HolidayWorld.com/Access



GENERAL INFORMATION

AIR-CONDITIONING

To cool off in air-conditioned comfort during your day, visit Santa's Merry Marketplace, or Plymouth Rock Café; another option is to take a ride on Gobbler Getaway (height, weight, and physical restrictions apply on this ride) in Holiday World. Our centrally located First Aid building is also air-conditioned.

AMERICAN SIGN LANGUAGE SERVICES

Complimentary sign language interpretation services may be available. Arrangements for sign language interpreters should be made at least two weeks prior to your visit. Please contact Guest Relations at 812-937-4401 or 877-463-2645. You may also email us at fun@holidayworld.com to make arrangements.

CALMING ROOM

A Calming Room is available for our Guests who will benefit from a quiet, relaxing break from the park's sensory stimulation. The room, which includes bean bag chairs, a small tent, rocking chair, couch, plus adjustable lighting and music, is located inside our First Aid building (in Splashin' Safari's plaza). The Calming Room may be reserved on a first-come, first-served basis for 30-minute sessions at Guest Relations, Holiday World Services, or First Aid.

EVACUATIONS

Evacuations may be required due to mechanical problems, weather conditions, or a power interruption. If an evacuation is required, riders may need to maneuver across walkways from the highest point of the ride, and down steeply inclined catwalks or steps. Ride vehicles may also stop at the top of a lift or on the ride course due to mechanical reasons. Certain evacuations may require riders to use additional safety equipment during the process. Remain seated until given instructions. If an evacuation from an attraction is required, for safety reasons, we may evacuate ambulatory riders prior to evacuating those riders using wheelchairs. Is so, you accept any risk due to delayed evacuation if we need to physically lift or lower you.

GENERAL INFORMATION

FAMILY RESTROOMS

Family Restrooms are located in Santa's Merry Marketplace, next to the Christmas Fountain, near Thunderbird, in Stuffing Springs near Good Gravy!, in First Aid, between Safari Pizza and Locker Rental, between Jungle Jake's and Safari Sam's SplashLand, between Bahari Wave and Bahari River, in the Party Plaza, and in the Legend Parking Lot. Please check a park map for other restrooms.

FIRST AID

An air-conditioned First Aid Station is accessible from both parks and is centrally located between the Thanksgiving bridge and the Splashin' Safari lockers. Please use this location if a flat surface is needed to help change diaper-dependent Guests.

FREE WATER & SOFT DRINKS

Free unlimited water and soft drinks are available at any restaurant or Pepsi Oasis location in the park.

LOST ITEMS

Never attempt to recover an item lost while riding or in a restricted area. Notify a Ride Operator for assistance, and we will do everything we can to recover your property as quickly as possible. All items found at Holiday World are turned into our Lost and Found Department near the Front Gate. Please note: items may not be recovered until the next day or they may not be found. Lost articles may be reported online at: HolidayWorld.com/Lost

MAGNETIC FIELDS

Magnetics are used at the following attractions: Thunderbird, Good Gravy!, Wildebeest, and Mammoth. Guests with medical devices sensitive to magnetic fields (pacemakers, hearing aids, etc.), should consider these factors when deciding to ride.

PARKING

Free parking for Guests with disabilities is available on a first-come, first-served basis near the Front Gate in the Raven Parking Lot and at the east end of the Legend Parking Lot.

PHOTO SENSITIVITY/STROBE LIGHTING

Many attractions utilize special effects including strobe lighting, photography flashes, and specialty ride lights that may impact Guests with certain medical conditions. Some rides that utilize these effects include: Good Gravy!, The Voyage, Thunderbird, Gobbler Getaway, Frightful Falls, Revolution, HallowSwings, Star-Spangled Carousel, Wildebeest, and Cheetah Chase.

PREGNANCY

Guests who know or believe they may be pregnant should follow all rules, guidelines and restrictions listed for each ride. Those who are pregnant should not ride a ride that specifically lists pregnancy as a ride restriction. Please review all rules and guidelines at the entrance of each ride.

PROSTHETIC DEVICES

Guests with any type of prosthesis should not ride unless they can ensure the device is properly secured and will remain in place during the ride. All riders must be able to maintain the proper riding positioning. Leg prosthetics are not allowed on HallowSwings, Thunderbird, and Crow's Nest.

RESTAURANTS

Wheelchair/ECV-accessible seating is available at each restaurant (check a park map for locations). Please be aware that our venues offer counter service; Team Members are available to assist upon request. Service animals are permitted in all restaurants.

RIDE ACCESS

In Holiday World, most accessible entrances are located at the ride exit; exceptions are Thunderbird, which has an accessible queue and Holidog's Treehouse, which has an accessible entrance located at the base of the tower closest to Kitty's Tea Party. Just for Pups and Magic Waters do not have specific entry or exit points. Guests needing special ride boarding arrangements due to physical limitations should request a Ride Boarding Pass at Holiday World Services. Please do not hesitate to hold up your Ride Boarding Pass when you arrive at the ride's exit gate (or designated accessible entrance) to alert the Ride Operator.

(OBTAINING A) RIDE BOARDING PASS

Ride Boarding Passes are issued for Guests with limited mobility and other special circumstances at Holiday World Services.

SEGWAYS® & GOLF CARTS

Due to varying terrain and pathway configurations, as well as crowds that include small children and strollers, we regret that we cannot permit the use of golf carts or two-wheeled, self-balancing electric vehicles (i.e. Segways), in Holiday World & Splashin' Safari. Guests' personal wheelchairs and Electric Convenience Vehicles (ECVs) are permitted and are also available for rent on a first-come, first-served basis at St. Nick's Rentals in the Christmas section.

SHOPS

Please ask a Team Member for assistance in obtaining any hard-to-reach items.

SPECIAL DIETARY NEEDS

Guests with special dietary needs and Guests with infants will be accommodated. Please see a Security Officer at the Front Gate for assistance. Several of the park's restaurants offer allergen-friendly and gluten-free meals and snacks. See HolidayWorld.com/Food for details.

CASTS AND BRACES

Guest with casts and braces will be restricted from riding rides where the cast or brace will not fit inside the ride unit or where it will present a hazard to the Guest or others. Guests with full arm (elbow restricted) and full leg (knee restricted) casts or braces are restricted from most rides. We suggest you delay your visit until the cast is removed.

The following chart displays the cast and brace rules for all rides and attractions.

F – Must ride in a specific location.
X – May not ride with the brace/cast.

Attraction	Arm/Leg Braces	Casts
Good Gravy!		X
The Legend		F
The Raven		F
Thunderbird		X
The Voyage		F

If an attraction is blank or not listed the Cast/Brace must fit safely in the ride unit/attraction.

RIDE BOARDING PASS

Ride Boarding Passes are available for Guests with limited mobility who cannot otherwise navigate queues, and for Guests with other special circumstances. To be issued a Ride Boarding Pass, Guests should go to Holiday World Services. Each Guest who requires an accommodation will need his or her own Ride Boarding Pass. Each Pass will accommodate up to three accompanying family members, caretakers, and/or companions. One or more of the accompanying Guests should be physically able to assist the Guest with transferring on and off the ride if help is required. Ease of boarding rides varies and must be taken into consideration when deciding which rides to ride. Most rides will require that a Guest using a wheelchair/ECV transfer on and off the ride.

The Guest to whom the Boarding Pass was issued must ride in order for the accompanying Guests to take advantage of the Ride Boarding Pass. If the Guest who was issued the Pass chooses not to ride, their party must wait in the ride line.

We recommend that Guests needing assistance transferring from a wheelchair/ECV onto a ride visit with a companion. Our Ride Operators/Attraction Attendants will provide information and answer questions however they are not specially trained to assist in transferring a Guest to and from a ride vehicle and may not be able to do so.

Please find your Ride Boarding Pass on Page 62. The rides listed require a specific boarding time. Those not listed do not require a specific boarding time.

RIDE BOARDING PASS

IF YOUR PARTY EXCEEDS FOUR RIDERS

When the riding party totals more than four, the majority of the group should get in the ride line. The Ride Boarding Pass holder, along with one other member of the group, should go to the ride exit with the Ride Boarding Pass and explain to the Ride Operator/Attraction Attendant that part of the group is already standing in line. Guests using the ride exit for boarding should wait until their group is nearing the front before approaching the exit. Guests are asked to please not block the exit while waiting.

By choosing this method, the Ride Boarding Pass will serve as a placeholder in line for the Ride Boarding Pass holder. To ensure a smooth experience for all Guests, it is preferred that you follow this process consistently throughout the day and disregard the process outlined below for four riders or less.

IF YOUR PARTY IS FOUR RIDERS OR LESS

1. Upon arrival at the park, Guests should proceed to their first attraction of the day and head to the ride's exit.
2. The Guest and their party (maximum of 4 Guests, including the Guest who was issued the Ride Boarding Pass) will ride the attraction.
3. After riding, Guests receive a "buffer time" based on the current length of the line for that attraction. This buffer time acts as a virtual wait for the next attraction.
4. During the buffer time, Guests are free to explore other areas of the park while they wait for their next ride opportunity.
5. Once the buffer time is up, Guests may head to their next attraction and repeat the process. Guests may only have one active buffer time at a time.

RIDE SAFETY AND ACCESSIBILITY

The safety of Guests and Team Members is the #1 priority at Holiday World & Splashin' Safari. Safety is a shared partnership between the park and our Guests. Holiday World & Splashin' Safari reserve the right to refuse any Guest access to a ride which Management deems unsafe for the individual. Please carefully review and consider the requirements and restrictions of our attractions (listed in this Guide and at our attractions) to determine if you or members of your party can safely participate.

Please also note:

- Theme park and water park attractions expose riders to forces, speeds and other intense elements that may cause distress or injury to persons with pre-existing health conditions. Guests should consider these elements when determining the suitability for all riders.
- All riders must be in good health to ride. We recommend that Guests with any medical condition that may be affected by a ride carefully heed the warning signs at each ride entrance.
- In order to ride, Guests must be able to use seats and/or safety restraints properly and understand and follow verbal and/or written safety procedures. Guests must also be able to demonstrate a willingness and ability to comply with verbal and written ride requirements.
- Guests must be able to maintain the proper riding position throughout the ride including sitting upright and maintaining control of upper torso, head, and neck as instructed in this Guide. Guests must also be able to use the restraint devices properly and hold on (or grip/brace) when required. Where applicable, Guests must keep their heads against the headrests, with arms, hands, legs, and feet down and inside the ride vehicle. Children must be supervised at all times.
- Unless otherwise indicated, one Guest may not ride on another Guest's lap.

RIDE SAFETY AND ACCESSIBILITY

- Guests with prosthetics, casts, or braces may be restricted from riding certain rides where the prosthetic, cast, or brace may present a hazard to the Guest or other riders. When a cast or prosthetic is permitted on a ride, it must fit comfortably within the ride vehicle and not interfere with the required riding position (including holding on) or function of the restraint, as applicable. Additional information on casts and prosthetics may be found in the ride-specific information on the following pages.
- Hearing devices and other electronic devices may be damaged by water on water rides. Please take necessary precautions to protect these items. Due to the fact that many rides vibrate, Guests should take necessary precautions to protect hearing devices and eyeglasses on all rides.
- For everyone's safety, Guests must ensure artificial limbs are secured or removed before boarding. If riding on a water slide, any sharp edges must be covered. Please be advised if a Guest has two prosthetic legs which are removed for safety reasons, height restrictions could prevent the Guest from riding.
- Height requirements are posted at each ride. All Guests, including those using wheelchairs/ECVs, must meet the height requirement. Guests may be officially measured at the Height Measurement Station in Holiday World or Splashin' Safari (during water park operating hours) to receive an appropriate wristband. Holiday World Services in the Christmas section is available when the Height Measurement Station in Holiday World is closed and is available when the Height Measurement Station in Splashin' Safari is closed.
- Most attractions require the transfer from a wheelchair to the ride. Select attractions have transfer devices or transfer seats available. Guests may remain in their wheelchair to ride Holidog Express, Star Spangled Carousel, and to explore Holidog's Treehouse. Attraction access for each ride/attraction is detailed in this Guide.

RIDE SAFETY AND ACCESSIBILITY

Every attraction entrance lists rider requirements including height and special safety instructions. Additional information, including minimum extremities, additional cast requirements, and other ride accessibility information for each attraction, is included in this Guide. **Holiday World & Splashin' Safari use the following terms:**

SUPERVISING COMPANION: defined as any Guest who is at least 16 years of age and meets the rider requirements to ride alone. Supervising Companions are responsible for the behavior of the Guest they accompany and must generally help the Guest while loading and unloading the attraction, assist in maintaining postural control while the attraction is in motion, and assist the Guest down stairs, walkways, or steeply inclined ramps in the event of a ride evacuation.

HAND-HELD INFANT: defined as a young child who is unable to walk to the attraction independently or maintain independent seated postural control. Also called "lap baby."

FUNCTIONING ARM: Arm with remnant to the elbow and the ability to grip or brace.

FUNCTIONING HAND: Arm with an elbow and a hand. Hand must have the ability to grip and brace. A prosthetic may be used unless otherwise stated.

LEG: Leg with a knee and remnant to the ankle. A prosthetic may be used unless otherwise stated.

LEG REMNANT: Leg remnant at or below the knee unless otherwise defined in this Guide.

RIDER REQUIREMENTS

All restraint systems, including lap bars, shoulder harnesses, safety chains, and seatbelts must be positioned and fastened properly to allow Guests to ride. Guests who do not fit properly within any safety restraint will not be permitted to ride.

Due to restraint system requirements, Guests of larger size (in terms of height, weight, and/or proportions) may not be accommodated on some of our rides. Maximum weight limits are posted at many Splashin' Safari attractions and in this Guide.

Test seats are available at Good Gravy!, The Raven, The Legend, The Voyage, and Thunderbird. On other rides, Guests may go up the ride's exit to ensure restraints fit properly before waiting in line.

The manufacturer requires a maximum Guest height on the following rides: Thunderbird and Revolution.

INDIANA PATRON RESPONSIBILITY

Indiana Administrative Code Title Title 675 Article 31-2-4 requires the following of amusement device patrons:

- Patrons have a duty to not participate in or on any amusement ride, device or attraction when under the influence of drugs or alcohol.
- Patrons have a duty to properly use all ride or device safety equipment provided.

OXYGEN TANKS ON RIDES & SLIDES

To ensure everyone's safety, oxygen tanks may only be taken on the rides listed below in Holiday World, with the following conditions:

CHILDREN RIDES: UNDER 54"

Comet's Rockets: Guest should sit in the front seat and put the oxygen on the floor of the rocket.

Dancer's Fish: Put oxygen on the floor of the fish; ensure the tank will not tip.

Prancer's Merry-Go-Round: Oxygen tank must be in a backpack worn by either the rider or adult standing by the rider.

Tippecanoes: Put oxygen in the canoe; ensure the tank will not tip.

FAMILY RIDES

Doggone Trail, Gobbler Getaway, Holidog Express, and Lewis & Clark Trail: Put oxygen on the floor or seat; ensure the tank will not tip.

Cranberry Corner, Holidog's Treehouse, and Just for Pups: Guests may play in the structure with an oxygen tank in a backpack on their back.

Magic Waters: Guests may play in the water with an oxygen tank in a backpack on their back.

Star Spangled Carousel: Oxygen tank must be in a backpack worn by either the rider or adult standing by the rider. If Guest prefers to sit in a chariot, place oxygen on the floor or seat, ensuring the tank will not tip.

Oxygen tanks are not permitted on any of the water slides but are permitted on the following attractions in Splashin' Safari: Bahari Wave, Bahari River, Muziki Bay, The Wave, and the pool areas of Kima Bay, Safari Sam's SplashLand, and Tembo Tides. Oxygen tanks must be carried in a backpack and worn by the Guest.

SERVICE ANIMALS

Holiday World complies with the Americans with Disabilities Act (ADA), in which a service animal is defined as a dog that has been individually trained to do work or perform tasks for an individual with a disability. The task(s) performed by the dog must be directly related to the person's disability. Emotional support, therapy, comfort, or companion animals are not considered service animals under the ADA. For safety reasons, service animals are permitted only on Doggone Trail, Gobbler Getaway, Holidog Express, Lewis & Clark Trail, Prancer's Merry-Go-Round, Star Spangled Carousel, and the Parking Lot Trams.

When riding the above rides, the service animal must sit on the floor of the ride next to where the Guest is seated. Service animals may also accompany Guests in Holidog's Treehouse. If a Guest chooses to ride a ride not listed above, the service animal must be left with someone in their party who is not riding. Team Members are not allowed to look after service animals. Although service animals are welcome in Splashin' Safari, they are not permitted in the water, this includes Magic Waters in Holidog's FunTown.

Guests are responsible for cleaning up service animal waste and for controlling the service animal's behavior. Service animal relief areas are located throughout the park; see Park Map for details.

SHOW VENUES

Seating for Guests using wheelchairs/ECVs and at least one companion is available at each show venue. Seating is available on a first-come, first-served basis. Other members of the party may need to find seating nearby. Service animals are welcome at all show venues, but cannot enter the pool at Muziki Bay. Visit HolidayWorld.com/Today for daily show times. Assisted listening devices and show scripts are available upon request. Please visit Holiday World Services or speak to a theater Team Member for more information. Requests must be made at least 30 minutes prior to show start.

CHRISTMAS THEATER

Christmas Theater is an outdoor venue located in the Christmas section across from Santa's Merry Marketplace. The theater has uncovered bleacher-style stadium seating. Accessible seating is available near the front and rear of the theater.

HOOSIER CELEBRATION THEATER

The Hoosier Celebration Theater is an outdoor venue located in the Fourth of July section next to HallowSwings. The theater has covered bleacher-style stadium seating. Accessible seating is available near the front and rear of the theater.

AQUA ACTION THEATER

Aqua Action Theater is an outdoor venue located in the Halloween section near The Raven roller coaster. The theater has uncovered bleacher-style stadium seating. Accessible seating is available near the rear of the theater.

MUZIKI BAY

Muziki Bay is an outdoor venue located in Splashin' Safari near Otorongo. The theater has a pool with beach-side chair seating. See page 51 for pool accessibility information.

SENSORY GUIDE AND EXPERIENCES

Holiday World & Splashin' Safari understand that sensory experiences can vary for each Guest. To ensure everyone can enjoy their visit, we've developed sensory guidelines that measure five sensitivities: Sound, Sight, Touch, Movement, and Splash. Each is rated on a scale of low, moderate, and high, so you can easily understand the sensory impact of our attractions.

ENTERTAINMENT

Holiday World & Splashin' Safari offer a variety of entertainment options that may include strong sensory elements. Our stage shows feature singing and dancing, and our drone and firework spectacular, Holidays in the Sky, combines lights, sounds, and a firework finale. Additionally, in the Halloween Section we feature a performance from the Nerveless Nocks, a stunt show with loud sounds from water jet packs and motorcycles.

SENSORY GUIDE KEY

Low Sensitivity (L): Minimal sensory stimulation. Expect soft sounds, gentle lighting, and/or little to no strong physical sensations. Movements are slow and controlled, with limited or no water exposure.

Moderate Sensitivity (M): Moderate sensory stimulation. This may include moderate noise levels, bright lighting or occasional flashes, light vibrations, and/or moderate physical movement. Water effects may involve light sprays or mild splashes.

High Sensitivity (H): Intense sensory stimulation. Expect loud sounds, flashing lights, rapid movements, strong vibrations, and/or significant water splashes. These attractions are designed for high-energy, fast-paced experiences.

Additional Notes:

*Has on-ride photo with strobe light

**Strobe light usage starting around dusk

HOLIDAY WORLD SENSORY EXPERIENCE GUIDE

Attraction Name	Sound Sensitivity	Sight Sensitivity	Touch Sensitivity	Movement Sensitivity	Splash Sensitivity
Comet's Rockets	L	L	L	L	NA
Cranberry Corner	L	L	L	L	NA
Crow's Nest	L	M**	L	M	NA
Dancer's Fish	L	L	L	L	NA
Dasher's Seahorses	L	L	M	L	NA
Doggone Trail	M	L	L	L	NA
Eagles flight	L	L	L	M	NA
Firecracker	M	M**	L	M	NA
Frightful Falls	M	L*	L	M	M
Gobbler Getaway	H	M*	L	L	NA
Good Gravy!	M	M*	M	M	NA
HallowSwings	M	M**	L	M	NA
Holidog Express	M	L	L	L	NA
Holidog's Treehouse	L	L	L	L	NA
Howler	M	L	M	M	NA
Just for Pups	L	L	L	L	NA
Kitty's Tea Party	L	L	L	M	NA
The Legend	M	M	M	H	NA
Lewis & Clark Trail	M	L	L	M	NA
Liberty Launch	M	M	H	H	NA

HOLIDAY WORLD SENSORY EXPERIENCE GUIDE

Attraction Name	Sound Sensitivity	Sight Sensitivity	Touch Sensitivity	Movement Sensitivity	Splash Sensitivity
Magic Waters	L	L	L	L	H
Mayflower	M	M	M	H	NA
Prancer's Merry-Go-Round	L	L	L	L	NA
The Raven	M	M	M	H	NA
Reindeer Games	L	L**	M	M	NA
Revolution	L	M**	M	M	NA
Rough Riders	M	L	M	M	NA
Scarecrow Scrambler	L	L	M	M	NA
Star Spangled Carousel	M	L	L	L	NA
Thunderbird	H	M*	H	H	NA
Tippecanoes	L	L	L	L	L
Turkey Whirl	M	M	M	M	NA
The Voyage	M	M*	M	H	NA
HAPPY HALLOWEEN WEEKENDS ATTRACTIONS					
Carnival Chaos	H	H	M	L	NA
Corn Maze	L	L	M	L	NA
Hayride	M	L	M	L	NA
Kitty's 3D Candy Farm	H	M	M	L	NA
Trick-or-Treat Trail	L	L	L	L	NA

SPLASHIN' SAFARI SENSORY EXPERIENCE GUIDE

Attraction Name	Sound Sensitivity	Sight Sensitivity	Touch Sensitivity	Movement Sensitivity	Splash Sensitivity
Bahari River	L	M	M	L	L
Bahari Wave	M	M	L	M	H
Bakuli	L	L	M	M	M
Cheetah Chase	M	L*	M	H	H
Jungle Racer	L	L	M	M	H
Kima Bay	M	L	L	L	H
Mammoth	M	L*	M	H	H
Muziki Bay (during show)	M	M	L	L	L
Otorongo	L	L	M	M	M
Safari Sam's SplashLand	L	L	L	L	M
Tembo Falls	L	L	L	L	L
Tembo Tides	L	M	L	L	M
The Wave	M	M	L	M	H
Watubee	L	L	M	M	M
Wildebeest	M	L*	M	H	M
Zinga	L	L	M	H	M
ZOOMbabwe	L	M	M	H	M

FUN AND SAFETY SYMBOLS

The Fun and Safety Symbols shown on each page are designed to assist Guests in selecting rides best suited to their physical condition. These symbols are posted at the rides (usually at the entrance) and indicate certain physical conditions that may be aggravated or affected by the ride.

Questions or Comments? Send emails to fun@holidayworld.com or call 1-877-463-2645.

FUN AND SAFETY SYMBOLS

Symbol	Description	Symbol	Description
	Attraction is not allowed for Guests with a history of abnormal blood pressure.		Attraction is located in the Christmas section.
	Attraction is not allowed for Guests with back, neck, or similar physical conditions.		Attraction is located in the Thanksgiving section.
	Attraction is not allowed for Guests who have had recent surgeries, injuries, or illnesses.		Attraction is located in the Halloween section.
	Expectant mothers are not allowed on this attraction.		Attraction is located in the 4th of July section.
	Attraction is not allowed for Guests susceptible to motion sickness or dizziness.		Mild Thrill Ride/Attraction
	Attraction is not allowed for Guests with a history of heart conditions.		Moderate Thrill Ride/Attraction
	Attraction is not allowed for Guests who have a fear of heights.		High Thrill Ride/Attraction
	Attraction is not allowed for Guests who have medical sensitivity to strobe effects.		No height restriction with supervising companion*
	Attraction is not allowed for Guests who have an allergy to latex.		With supervising companion *
			Unaccompanied

*A supervising companion must be at least 16 years of age and meet all rider requirements.

AT A GLANCE RIDE INFORMATION FOR HOLIDAY WORLD

Park Section	Attraction Name								Page
	Comet's Rockets			X		X			25
	Cranberry Corner								40
	Crow's Nest	X	X	X	X	X	X	X	40
	Dancer's Fish			X		X			25
	Dasher's Seahorses		X	X		X			26
	Doggone Trail		X	X					37
	Eagles Flight	X	X	X	X	X	X		32
	Firecracker	X	X	X	X	X	X		33
	Frightful Falls	X	X	X	X	X	X	X	28
	Gobbler Getaway			X				X	41
	Good Gravy!	X	X	X	X	X	X	X	41
	HallowSwings	X	X	X	X	X	X	X	29
	Holiday Express			X					33
	Holiday's Treehouse								37
	Howler	X	X	X	X	X	X		38
	Just for Pups								38
	Kitty's Tea Party	X	X	X	X	X	X		39

AT A GLANCE RIDE INFORMATION FOR HOLIDAY WORLD

Park Section	Attraction Name								Page
	The Legend	X	X	X	X	X	X	X	30
	Lewis & Clark Trail		X	X	X				34
	Liberty Launch	X	X	X	X	X	X	X	34
	Magic Waters								39
	Mayflower	X	X	X	X	X	X	X	42
	Prancer's Merry-Go-Round			X		X			26
	The Raven	X	X	X	X	X	X	X	31
	Reindeer Games	X	X	X	X	X	X	X	27
	Revolution	X	X	X	X	X	X	X	35
	Rough Riders	X	X	X	X	X	X		35
	Scarecrow Scrambler	X	X	X	X	X	X		29
	Star Spangled Carousel			X		X			36
	Thunderbird	X	X	X	X	X	X	X	42
	Tippecanoes			X					36
	Turkey Whirl	X	X	X	X	X	X		43
	The Voyage	X	X	X	X	X	X	X	44

ATTRACTIONS: CHRISTMAS

COMET'S ROCKETS

Under 54" 

A gentle children's ride that elevates and rotates slowly in a circle. Riders must be able to maintain an upright position throughout the ride. At minimum, riders must also have sufficient leg remnants for the restraint system to work properly. Hand-held infants are not permitted. Ride requires use of individual seat belts.

APPLICABLE HEALTH & SAFETY SYMBOLS:



ATTRACTION ACCESS:

Accessible entrance at ride exit. Must transfer from wheelchair/ECV.

SENSORY EXPERIENCE RATINGS:

SOUND  L SIGHT  L TOUCH  L MOVEMENT  L SPLASH  NA

DANCER'S FISH

Under 54" 

A gentle children's ride that goes up and down and rotates slowly in a circle. Riders must be able to maintain an upright position throughout the ride. Riders must also have sufficient leg remnants for restraints to work properly. Hand-held infants are not permitted. Ride requires use of individual seat belts.

APPLICABLE HEALTH & SAFETY SYMBOLS:



ATTRACTIONS ACCESS:

Accessible entrance at ride exit. Must transfer from wheelchair/ECV.

SENSORY EXPERIENCE RATINGS:

SOUND  L SIGHT  L TOUCH  L MOVEMENT  L SPLASH  NA

DASHER'S SEAHORSES

Under 54" 

A children's carousel ride featuring seahorses that rotate in a circle. Riders must be able to maintain an upright position and control of upper torso, head, and neck throughout the ride. At minimum, riders must also have at least one functioning hand and sufficient leg remnants to straddle the seat. Hand-held infants are not permitted. Ride requires use of individual seat belts.

APPLICABLE HEALTH & SAFETY SYMBOLS:



ATTRACTIONS ACCESS:

Accessible entrance at ride exit. Must transfer from wheelchair/ECV.

SENSORY EXPERIENCE RATINGS:

SOUND  L SIGHT  L TOUCH  M MOVEMENT  L SPLASH  NA

PRANCER'S MERRY-GO-ROUND

Under 54" 

A children's carousel ride featuring horses that move up and down. Riders must be able to maintain an upright position and control of upper torso, head, and neck throughout the ride or be accompanied by a Supervising Companion. At minimum, riders must also have at least one functioning hand and sufficient leg remnants to straddle the seat. Hand-held infants are not permitted. Individual seat belt required if riding on a horse.

APPLICABLE HEALTH & SAFETY SYMBOLS:



ATTRACTIONS ACCESS:

Accessible entrance at ride exit. Must transfer from wheelchair/ECV.

SENSORY EXPERIENCE RATINGS:

SOUND  L SIGHT  L TOUCH  L MOVEMENT  L SPLASH  NA

REINDEER GAMES

36"  42" 

A family ride that bounces several times up and down a three-story tower. Riders must be able to maintain an upright position and control of upper torso, head, and neck throughout the ride. At minimum, riders must also have at least one functioning arm and sufficient leg remnants for the restraint system to work properly. Ride requires use of individual shoulder harness.

APPLICABLE HEALTH & SAFETY SYMBOLS:



ATTRACTIONS ACCESS:

Accessible entrance at ride exit. Must transfer from wheelchair/ECV.

SENSORY EXPERIENCE RATINGS:

SOUND  L SIGHT  L* TOUCH  M MOVEMENT  M SPLASH  NA

ATTRACTIONS: HALLOWEEN

FRIGHTFUL FALLS

36"  48" 

A moderate flume ride with turns and a 35-foot drop. You will get wet on this ride! The ride includes a trip through a dark tunnel. Riders must be able to maintain an upright position and control of upper torso, head, and neck throughout the ride. Guests must transfer in and out of wet boats on a moving conveyor, including stepping down into a boat, during the loading process. Please advise the Ride Operator if the moving conveyor needs to be stopped for passenger loading or unloading. At minimum, riders must have at least one functioning arm and one leg, or one functioning arm and two leg remnants at or below the knee.

APPLICABLE HEALTH & SAFETY SYMBOLS:



ATTRACTIONS ACCESS:

Accessible entrance at ride exit. Must transfer from wheelchair/ECV.

SENSORY EXPERIENCE RATINGS:

SOUND  M SIGHT  L TOUCH  L MOVEMENT  M SPLASH  M

HALLOWSWINGS

48" to ride

A moderate spinning ride that travels in a circle while riders sit in a swing. Guests should be prepared for circular motion and heights up to 45 ft. Riders must be able to maintain an upright position and control of upper torso, head, and neck throughout the ride. At minimum, riders must have at least one functioning arm and sufficient leg remnants for the restraint system to work properly. Ride requires use of individual lap bar and safety chain. There are two seat sizes, measuring 15" and 19" across. Prosthetics are not permitted.

APPLICABLE HEALTH & SAFETY SYMBOLS:



ATTRACTIONS ACCESS:

Accessible entrance at ride exit. Must transfer from wheelchair/ECV.

SENSORY EXPERIENCE RATINGS:

SOUND M SIGHT M TOUCH L MOVEMENT M SPLASH NA

SCARECROW SCRAMBLER

36" , 48"

A fast-moving ride with cars that turn around a rotating base. Riders must be able to maintain an upright position and control of upper torso, head, and neck throughout the ride or be accompanied by a Supervising Companion. At minimum, riders must have at least one functioning hand and one leg, or one functioning hand and two leg remnants at or below the knee. Riders with one functioning arm instead of one functioning hand must be accompanied by a Supervising Companion. Ride requires use of a shared seat belt and grab bar.

APPLICABLE HEALTH & SAFETY SYMBOLS:



ATTRACTIONS ACCESS:

Accessible entrance at ride exit. Must transfer from wheelchair/ECV.

SENSORY EXPERIENCE RATINGS:

SOUND L SIGHT L TOUCH M MOVEMENT M SPLASH NA

THE LEGEND

48" to ride

An intense high-speed wooden roller coaster with steep drops, banked turns, dark tunnels and sudden stops. Riders must be able to maintain an upright position and control of upper torso, head, and neck throughout the ride. At minimum, riders must have at least one functioning arm, one leg, and one leg remnant at or below the knee. The Legend has a full-body harness available for Guests who do not meet this requirement. In order to ride The Legend with the full-body harness, Guest must have, at minimum, one functioning arm remnant with the ability to grip or brace and two leg remnants that extend at least 4" beyond the leg straps of the harness. Guests with an arm cast must be seated on the side of the car that keeps the cast away from the adjacent rider. Ride requires use of individual lap bars and seat belts. Bench seats have a seat divider; base of each seat is 15" across. Seat belt encircles a maximum of approximately 50" when fully extended (the ends attach in the back corners); lap bar must be latched. A test seat is available at the entrance to The Legend.

APPLICABLE HEALTH & SAFETY SYMBOLS:



ATTRACTIONS ACCESS:

Accessible entrance at ride exit. Must transfer from wheelchair/ECV. A transfer device is available.

SENSORY EXPERIENCE RATINGS:

SOUND M SIGHT M TOUCH M MOVEMENT H SPLASH NA

THE RAVEN

48" to ride 

An intense high-speed wooden roller coaster with steep drops, banked turns, a dark tunnel and sudden stops. Riders must be able to maintain an upright position and control of upper torso, head, and neck throughout the ride. At minimum, riders must have at least one functioning arm, one leg, and one leg remnant at or below the knee. The Raven has a full-body harness available for Guests who do not meet this requirement. In order to ride The Raven with the full-body harness, Guest must have, at minimum, one functioning arm remnant with the ability to grip or brace and two leg remnants that extend at least 4" beyond the leg straps of the harness. Guests with an arm cast must be seated on the side of the car that keeps the cast away from the adjacent rider. Ride requires the use of individual lap bars and seat belts. Bench seats have a seat divider; base of each seat is 15" across. Seat belt encircles a maximum of approximately 50" when fully extended (the ends attach in the back corners); lap bar must be latched. A test seat is available at the entrance to The Raven.

APPLICABLE HEALTH & SAFETY SYMBOLS:



ATTRACTIONS ACCESS:

Accessible entrance at ride exit. Must transfer from wheelchair/ECV. A transfer device is available.

SENSORY EXPERIENCE RATINGS:

SOUND  M SIGHT  M TOUCH  M MOVEMENT  H SPLASH  NA

ATTRACTIONS: 4TH OF JULY

EAGLES FLIGHT

36"  42"  

A moderate spinning ride with rider-controlled side-to-side and up-and-down motion. Seat belt extenders are available. Riders must be able to maintain an upright position and control of upper torso, head, and neck throughout the ride or be accompanied by a Supervising Companion. At minimum, riders must have at least one functioning arm and one leg, or one functioning arm and two leg remnants at or below the knee. Ride requires use of a shared seat belt.

APPLICABLE HEALTH & SAFETY SYMBOLS:



ATTRACTIONS ACCESS:

Accessible entrance at ride exit. Must transfer from wheelchair/ECV.

SENSORY EXPERIENCE RATINGS:

SOUND  L SIGHT  L TOUCH  L MOVEMENT  M SPLASH  NA

FIRECRACKER

36" , 48"  

A fast-moving ride with cars that move around a rotating base. Riders must be able to maintain an upright position and control of upper torso, head, and neck throughout the ride or be accompanied by a Supervising Companion. Adults should sit on the right side (direction of travel) of the car as weight will shift in this direction during the ride. At minimum, riders must have at least one functioning hand and one leg, or one functioning hand and two leg remnants at or below the knee. Riders with one functioning arm instead of one functioning hand must be accompanied by a Supervising Companion. Ride requires use of a shared seat belt and grab bar.

APPLICABLE HEALTH & SAFETY SYMBOLS:



ATTRACTIONS ACCESS:

Accessible entrance at ride exit. Must transfer from wheelchair/ECV.

SENSORY EXPERIENCE RATINGS:

SOUND  M SIGHT  M TOUCH  L MOVEMENT  M SPLASH  NA

HOLIDOG EXPRESS

, 42"  

A gentle family train ride that travels along a path featuring scenic elements and a tunnel. Riders must be able to maintain an upright position and control of upper torso, head, and neck throughout the ride or be accompanied by a Supervising Companion. Hand-held infants must be accompanied by a Supervising Companion.

APPLICABLE HEALTH & SAFETY SYMBOLS:



ATTRACTIONS ACCESS:

Accessible entrance at ride exit. May remain in wheelchair to ride

SENSORY EXPERIENCE RATINGS:

SOUND  M SIGHT  L TOUCH  L MOVEMENT  L SPLASH  NA

LEWIS & CLARK TRAIL

, 42"  

A family car ride that allows drivers to move around a guided track. Seat belt extenders are available. Riders must be able to maintain an upright position and control of upper torso, head, and neck throughout the ride or be accompanied by a Supervising Companion. At minimum, riders must have at least one functioning arm and one leg, or be accompanied by a Supervising Companion. If the driver cannot reach the pedal, the front seat passenger must be tall enough to push the foot pedal without either rider standing. Ride requires use of a shared seat belt. Hand-held infants are not permitted.

APPLICABLE HEALTH & SAFETY SYMBOLS:



ATTRACTIONS ACCESS:

Accessible entrance at ride exit. Must transfer from wheelchair/ECV.

SENSORY EXPERIENCE RATINGS:

SOUND  M SIGHT  L TOUCH  L MOVEMENT  M SPLASH  NA

LIBERTY LAUNCH

48" to ride 

A 7-story fast-moving, up-and-down launching-freefall ride. Riders must be able to maintain an upright position and control of upper torso, head, and neck throughout the ride. At minimum, riders must have at least one functioning arm and sufficient leg remnants for the restraint system to work properly. Ride requires use of individual shoulder harness and safety belt. Seat measures approximately 14" across.

APPLICABLE HEALTH & SAFETY SYMBOLS:



ATTRACTIONS ACCESS:

Accessible entrance at ride exit. Must transfer from wheelchair/ECV.

SENSORY EXPERIENCE RATINGS:

SOUND  M SIGHT  M TOUCH  H MOVEMENT  H SPLASH  NA

REVOLUTION

42" - 77" (6'5") to ride

A fast-moving spinning ride that elevates while riders stand in place. Riders must be able to maintain a standing position and control of upper and lower torso, head, neck, and legs throughout the ride. At minimum, riders must have at least two functioning arms and two legs, or two functioning hands and one leg. Ride requires use of individual safety strap.

APPLICABLE HEALTH & SAFETY SYMBOLS:



ATTRACTIONS ACCESS:

Accessible entrance at ride exit. Must transfer from wheelchair/ECV.

SENSORY EXPERIENCE RATINGS:

SOUND L SIGHT M TOUCH M MOVEMENT M SPLASH NA

ROUGH RIDERS

42" , 48"

A bumper car ride that allows drivers to bump into other cars. Riders must be able to maintain an upright position and control of upper torso, head, and neck throughout the ride. At minimum, riders must have at least one functioning arm and one leg. Riders lacking the ability to use the pedal must ride with a Supervising Companion. Guests with an arm cast must be seated on the side of the car that keeps the cast away from the adjacent rider. Ride requires use of individual shoulder belt.

APPLICABLE HEALTH & SAFETY SYMBOLS:



ATTRACTIONS ACCESS:

Accessible entrance at ride exit. Must transfer from wheelchair/ECV.

SENSORY EXPERIENCE RATINGS:

SOUND M SIGHT L TOUCH M MOVEMENT M SPLASH NA

STAR SPANGLED CAROUSEL

, 42"

A family carousel ride featuring animals that move up and down as well as stationary chariots. Riders must be able to maintain an upright position and control of upper torso, head, and neck throughout the ride or be accompanied by a Supervising Companion. Hand-held infants must be accompanied by a Supervising Companion and ride in a chariot seat. At minimum, riders must have at least one functioning hand and sufficient leg remnants to straddle the seat if on an animal. Riders lacking these requirements must be accompanied by a Supervising Companion in a chariot seat.

APPLICABLE HEALTH & SAFETY SYMBOLS:



ATTRACTIONS ACCESS:

Accessible entrance at ride exit. May remain in wheelchair to ride.

SENSORY EXPERIENCE RATINGS:

SOUND M SIGHT L TOUCH L MOVEMENT L SPLASH NA

TIPPECANOE

Under 54"

A gentle children's boat ride that travels slowly through a canal. Riders must be able to maintain an upright position throughout the ride. Since there are no seat belts, children must remain seated until the Ride Operator has directed them to unload. Hand-held infants are not permitted.

APPLICABLE HEALTH & SAFETY SYMBOLS:



ATTRACTIONS ACCESS:

Accessible entrance at ride exit. Must transfer from wheelchair/ECV.

SENSORY EXPERIENCE RATINGS:

SOUND L SIGHT L TOUCH L MOVEMENT L SPLASH L

ATTRACTIONS: HOLIDOG'S FUNTOWN

DOGGONE TRAIL



A gentle family ride that travels along a path. Seat belt extenders are available. Riders must be able to maintain an upright position and control of upper torso, head, and neck throughout the ride or be accompanied by a Supervising Companion. At minimum, riders must have at least one functioning arm and one leg, or be accompanied by a Supervising Companion. Ride requires use of individual seat belt. Hand-held infants are not permitted.

APPLICABLE HEALTH & SAFETY SYMBOLS:



ATTRACTIONS ACCESS:

Accessible entrance at ride exit. Must transfer from wheelchair/ECV.

SENSORY EXPERIENCE RATINGS:

SOUND M SIGHT L TOUCH L MOVEMENT L SPLASH NA

HOLIDOG'S TREEHOUSE



This is a two-story accessible play structure with interactive elements, ladders, and slides. Parents are encouraged to accompany their children and provide assistance. Optional portions of this attraction require climbing.

ATTRACTIONS ACCESS:

Accessible entrance located at base of tower closest to Kitty's Tea Party.

SENSORY EXPERIENCE RATINGS:

SOUND L SIGHT L TOUCH L MOVEMENT L SPLASH NA

HOWLER



A family roller coaster with gentle drops and quick turns. Riders must be able to maintain an upright position and control of upper torso, head, and neck throughout the ride or be accompanied by a Supervising Companion. At minimum, riders must have at least one functioning hand and one leg. Riders with one functioning arm instead of one functioning hand must be accompanied by a Supervising Companion. Leg casts are not permitted. Ride requires use of a shared lap bar and seat belt.

APPLICABLE HEALTH & SAFETY SYMBOLS:



ATTRACTIONS ACCESS:

Accessible entrance at ride exit. Must transfer from wheelchair/ECV.

SENSORY EXPERIENCE RATINGS:

SOUND M SIGHT L TOUCH M MOVEMENT M SPLASH NA

JUST FOR PUPS



This is a toddler's version of Holidog's Treehouse, featuring slides.

ATTRACTIONS ACCESS:

Multiple entrance/exits. Must transfer from wheelchair/ECV.

SENSORY EXPERIENCE RATINGS:

SOUND L SIGHT L TOUCH L MOVEMENT L SPLASH NA

KITTY'S TEA PARTY



A family spinning ride that allows riders to spin their own tea cups while the entire ride rotates. Riders must be able to maintain an upright position and control of upper torso, head, and neck throughout the ride or be accompanied by a Supervising Companion. At minimum, riders must have at least one functioning arm and one leg, or one functioning arm and two leg remnants at or below the knee. Hand-held infants are not permitted.

APPLICABLE HEALTH & SAFETY SYMBOLS:



ATTRACTIONS ACCESS:

Accessible entrance at ride exit. Must transfer from wheelchair/ECV.

SENSORY EXPERIENCE RATINGS:

SOUND L SIGHT L TOUCH L MOVEMENT M SPLASH NA

MAGIC WATERS



An interactive water "sprayground" with a series of water geysers shooting up out of the ground. Children and accompanying adults are invited to play in the water. Diaper-dependent Guests must wear swim diapers.

SENSORY EXPERIENCE RATINGS:

SOUND L SIGHT L TOUCH L MOVEMENT L SPLASH H

ATTRACTIONS: THANKSGIVING

CRANBERRY CORNER



A play structure that features slides, climbing structures, and interactive elements.

ATTRACTIONS ACCESS:

Single entrance/exit to playground. Must transfer from wheelchair/ECV.

SENSORY EXPERIENCE RATINGS:

SOUND L SIGHT L TOUCH L MOVEMENT L SPLASH NA

CROW'S NEST



A spinning ride that travels in a circle and elevates up and down a 65-foot tower while riders sit in a two-person swing. Riders must be able to maintain an upright position and control of upper torso, head, and neck throughout the ride. At minimum, riders must have at least one functioning arm and sufficient leg remnants for the restraint system to work properly. Ride requires use of shared lap bar and individual safety belt. Prosthetics are not permitted.

APPLICABLE HEALTH & SAFETY SYMBOLS:



ATTRACTIONS ACCESS:

Accessible entrance at ride exit. Must transfer from wheelchair/ECV.

SENSORY EXPERIENCE RATINGS:

SOUND L SIGHT M TOUCH L MOVEMENT M SPLASH NA

GOBBLER GETAWAY



An interactive family dark ride with special effects that travels on an indoor track. The three-minute ride features lighting effects including black lights, strobe lights, and mirror-ball projections. Riders must be able to maintain an upright position and control of upper torso, head, and neck throughout the ride or be accompanied by a Supervising Companion. At minimum, riders must have at least one functioning arm and one leg, or be accompanied by a Supervising Companion. A shared lap bar is required. Hand-held infants are not permitted.

APPLICABLE HEALTH & SAFETY SYMBOLS:



ATTRACTIONS ACCESS:

Accessible entrance at ride exit. Must transfer from wheelchair/ECV. A transfer seat is built into the ride to assist in transferring from a wheelchair/ECV onto the ride.

SENSORY EXPERIENCE RATINGS:



GOOD GRAVY!



A family roller coaster with mild drops and quick turns that goes forwards and backwards. Riders must be able to maintain an upright position and control of upper torso, head, and neck throughout the ride. At minimum, riders must have at least one leg or two upper leg remnants at or below the knee. Arm and leg casts are not permitted. Ride requires use of a lap bar.

APPLICABLE HEALTH & SAFETY SYMBOLS:



ATTRACTIONS ACCESS:

Accessible ride queue and exit. Must transfer from wheelchair/ECV.

SENSORY EXPERIENCE RATINGS:



MAYFLOWER



A large swinging ship that moves in a pendulum motion. Riders must maintain an upright position with upper torso, head, and neck control. Minimum requirements: one functioning arm and one leg, or one arm and two leg remnants below the knee. A shared lap bar is required.

APPLICABLE HEALTH & SAFETY SYMBOLS:



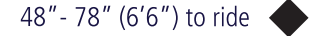
ATTRACTIONS ACCESS:

Accessible entrance at ride exit. Must transfer from wheelchair/ECV. A transfer seat is built into the ride to assist in transferring from a wheelchair/ECV.

SENSORY EXPERIENCE RATINGS:



THUNDERBIRD



An intense, high-speed wing coaster launching to 60 mph in 3.5 seconds, with inversions, steep drops, sharp turns, and sudden stops. Riders must remain upright with upper torso, head, and neck control. Minimum requirements: one functioning hand and two legs, or two hands and two leg remnants below the knee. A full-body harness is available for those with one leg remnant and another extending at least 4", plus two arm remnants at least 6" from the shoulder. Casts and prosthetics are not permitted. A shoulder harness and safety belt are required; longer belts are in rows 2 and 3. A test seat is available.

APPLICABLE HEALTH & SAFETY SYMBOLS:



ATTRACTIONS ACCESS:

Accessible entrance at ride exit. Must transfer from wheelchair/ECV. A transfer device is available.

SENSORY EXPERIENCE RATINGS:



TURKEY WHIRL

36" , 48"  

A moderate spinning ride with individual cars that spin while the entire ride rotates. Riders must be able to maintain an upright position and control of upper torso, head, and neck throughout the ride or be accompanied by a Supervising Companion. At minimum, riders must have at least one functioning hand and one leg, or one functioning hand and two leg remnants at or below the knee. Riders with one functioning arm instead of one functioning hand must be accompanied by a Supervising Companion. Ride uses a shared grab bar.

APPLICABLE HEALTH & SAFETY SYMBOLS:



ATTRACTIONS ACCESS:

Accessible entrance at ride exit. Must transfer from wheelchair/ECV.

SENSORY EXPERIENCE RATINGS:

SOUND  M SIGHT  M TOUCH  M MOVEMENT  M SPLASH  NA

THE VOYAGE

48" to ride 

An intense high-speed wooden roller coaster with steep drops, sharply-banked turns, dark tunnels and sudden stops. This wooden roller coaster features three drops of more than 100 feet, extreme twists and turns, with strong forces from all directions. There are eight dark moments in underground tunnels and three points at which the track is perpendicular to the ground. Riders must be able to maintain an upright position and control of upper torso, head, and neck throughout the ride. At minimum, riders must have at least one functioning arm, one leg, and one leg remnant at or below the knee. The Voyage has a full-body harness available for Guests who do not meet this requirement. In order to ride The Voyage with the full-body harness, Guest must have, at minimum, one functioning arm remnant with the ability to grip or brace and two leg remnants that extend at least 4" beyond the leg straps of the harness. Guests with an arm cast must be seated on the side of the car that keeps the cast away from the adjacent rider. Ride requires use of individual lap bar and seat belt. Bench seats have a seat divider; base of each seat is 15" across. Seat belt encircles a maximum of approximately 50" when fully extended (the ends attach in the back corners); lap bar must be latched. A test seat is available at the entrance to The Voyage.

APPLICABLE HEALTH & SAFETY SYMBOLS:











ATTRACTIONS ACCESS:

Accessible entrance at ride exit. Must transfer from wheelchair/ECV. A transfer device is available.

SENSORY EXPERIENCE RATINGS:

SOUND  M SIGHT  M TOUCH  M MOVEMENT  H SPLASH  NA

AT A GLANCE RIDE INFORMATION FOR SPLASHIN' SAFARI

Attraction Name									Page
Bahari River		X	X						47
Bahari Wave	X	X	X	X	X	X			47
Bakuli	X	X	X	X	X	X	X		48
Cheetah Chase	X	X	X	X	X	X	X	X	49
Jungle Racer	X	X	X	X	X	X	X		50
Kima Bay		X	X	X					50
Mammoth	X	X	X	X	X	X	X		51
Muziki Bay		X	X						51
Otorongo	X	X	X	X	X	X			52
Safari Sam's SplashLand		X	X	X					53
Tembo Falls		X	X	X					53
Tembo Tides		X	X						54
The Wave	X	X	X	X	X	X			54
Watubee	X	X	X	X	X	X	X		55
Wildebeest	X	X	X	X	X	X	X	X	56
Zinga	X	X	X	X	X	X	X		57
ZOOMbabwe	X	X	X	X	X	X	X		58

SPLASHIN' SAFARI GENERAL INFO

The pools in Splashin' Safari are staffed by certified Lifeguards trained through Ellis and Associates. To participate at Splashin' Safari, swimwear or shorts and shirts may be worn and should be modest in design (no thong swimsuits). Diaper-dependent Guests must wear swim diapers. Swim diapers are available for sale in Safari Outpost in the Splashin' Safari plaza as well as most Holiday World gift shops.

Complimentary life jackets are available at The Wave, Bahari Wave, Bahari River, and Tembo Tides. "Infant" life jacket size accommodates Guests up to 30lbs.; "Child" size accommodates Guests between 30lbs. and 50lbs.; "Youth" size accommodates Guests between 50lbs. and 90lbs.; and "Adult" size accommodates Guests over 90lbs with a chest size between 30" and 52".

Splashin' Safari has a limited number of accessible tubes available for use on Bahari River by Guests with limited mobility or who lack the ability to sit up unaided. In some circumstances, they can also be used in the wave pools. For additional information, please ask a Lifeguard to call for a member of management.

Wildebeest, Mammoth, and Cheetah Chase are included on the Ride Boarding Pass. It does not apply to the water slides, though, because their "exits" are the bottom of the slides. There are a number of water attractions—The Wave, Bahari Wave, Bahari River, Kima Bay, Safari Sam's SplashLand, Tembo Falls, and Tembo Tides—which require little or no wait.

There is a procedure for weighing Guests who are wheelchair-bound in Splashin' Safari (as weights are a factor on all three water coasters). Mammoth has been selected as the only water coaster we can do weight verifications, as a wheelchair will fit onto those scales. The scales at Wildebeest and Cheetah Chase are too narrow. The Guest will be weighed in their wheelchair at Mammoth, then asked to transfer to a seat or bench in the station (a transfer board will be available). Team Members will then weigh the wheelchair and deduct the wheelchair weight from the total weight and document it on the Ride Boarding Pass. This will need to be shown when boarding water coasters so their weight can be accurately figured into the total weight of all riders on their boat.

BAHARI RIVER

A flowing river where riders swim, wade, or float in tubes along its course. Riders will experience currents and may encounter water sprayers, bubble jets, waterfalls, waves, and splashing. Pool depth up to 28". Guests must be able to position themselves in or on an inner tube if they choose to use them. An accompanying Guest may walk alongside or assist from a tube. Guests must be able to upright themselves in a strong current in the pool if unaccompanied. Weak or non-swimmers are encouraged to wear a life jacket.

APPLICABLE HEALTH & SAFETY SYMBOLS:



ATTRACTIONS ACCESS:

Zero-depth entry and exit to the pool.

SENSORY EXPERIENCE RATINGS:

SOUND L SIGHT M TOUCH M MOVEMENT L SPLASH L

BAHARI WAVE POOL

A pool with waves, strong currents, and water sprayers. Pool depth ranges from a zero-depth entry to 6' deep. These waves are bigger and stronger than the waves at The Wave. Guests must be able to sit upright in the pool. Guests in a wheelchair/ECV may ask a Lifeguard for an inner tube to use. Guests must be able to upright themselves in a strong current in the pool. Weak or non-swimmers are encouraged to wear a life jacket.

APPLICABLE HEALTH & SAFETY SYMBOLS:



ATTRACTIONS ACCESS:

Zero-depth entry and exit to the pool.

SENSORY EXPERIENCE RATINGS:

SOUND M SIGHT M TOUCH L MOVEMENT M SPLASH H

BAKULI

42" , 48"

A moderately aggressive tube slide connected to a bowl-like flume; rider experiences enclosed and dark spaces, high-speeds, steep drops with free-falling sensations, multi-directional forces, and rotating motion. The ride ends in a splash pool up to 36" deep. The maximum combined weight of all riders must not exceed 700lbs. per four-passenger inner tube; minimum of two and maximum of four riders per inner tube. Guests must have the ability to sit upright in the tube and maintain control of upper torso, head, and neck. Physical and cognitive ability is required to maintain the riding position. Guests must be able to upright themselves in a strong current and exit the tube and pool with or without assistance. At minimum, Guest must have sufficient arm remnants to grasp at least one handle on the tube, along with sufficient leg remnants to maintain the riding position.

APPLICABLE HEALTH & SAFETY SYMBOLS:



ATTRACTIONS ACCESS:

Guests must be able to climb the stairs of the slide tower and enter the tube with or without assistance.

SENSORY EXPERIENCE RATINGS:

SOUND L SIGHT L TOUCH M MOVEMENT M SPLASH M

CHEETAH CHASE

42" , 48"  

A thrilling water coaster experience. Riders sit in an inflatable boat and "race" another boat as they travel the path of a winding flume experiencing enclosed and dark spaces, high-speeds, steep inclines and drops with free-falling sensations, and multi-directional forces. The combined weight of all riders must be between 225l-500lbs. per boat; No rider shall exceed 340lbs. Minimum of two and maximum of three riders per boat. All riders will be weighed as a group prior to boarding. Guests must have the ability to sit upright in the boat and maintain control of upper torso, head, and neck. Physical and cognitive ability is required to maintain the riding position. Guests must be able to exit the boat with or without assistance. At minimum, Guest must have sufficient arm remnants to grasp both handles on the boat, along with sufficient leg remnants to maintain the riding position.

APPLICABLE HEALTH & SAFETY SYMBOLS:



ATTRACTIONS ACCESS:

Accessible entrance located at ride exit. Guests must transfer from wheelchair/ ECV and be able to enter the boat with or without assistance.

SENSORY EXPERIENCE RATINGS:

SOUND  M **SIGHT**  L **TOUCH**  M **MOVEMENT**  H **SPLASH**  H

JUNGLE RACER

42" to ride 

A moderately aggressive six-story, ten-lane water flume. Each rider slides downhill headfirst on a mat and decelerates in a run-out. Riders experience high-speeds and steep drops with free-falling sensations. Guests must be able to position themselves head-first and stomach-down on the mat. Physical and cognitive ability is required to maintain the riding position. Guests must be able to sit upright in the slide run-out and exit quickly with or without assistance. At minimum, Guest must have sufficient arm remnants to grasp at least one handle on the mat, along with sufficient leg remnants to maintain the riding position.

APPLICABLE HEALTH & SAFETY SYMBOLS:



ATTRACTIONS ACCESS:

Guests must be able to climb stairs and lie down on a mat with or without assistance.

SENSORY EXPERIENCE RATINGS:

SOUND  L **SIGHT**  L **TOUCH**  M **MOVEMENT**  M **SPLASH**  H

KIMA BAY

36" or 42"  (slides vary) 

A water activity area with body slides and zero-depth spray features, including tipping buckets, net climbs, and splash elements. Max rider weight: 300 lbs. Guests must sit upright on slides in the proper position, maintain upper torso, head, and neck control, and be able to sit upright in the slide run-out and exit with or without assistance.

APPLICABLE HEALTH & SAFETY SYMBOLS:



ATTRACTIONS ACCESS:

In order to ride the slides, Guests must be able to climb the structure with or without assistance.

SENSORY EXPERIENCE RATINGS:

SOUND  M **SIGHT**  L **TOUCH**  L **MOVEMENT**  L **SPLASH**  H

MAMMOTH

42"  , 48"  

An aggressive water coaster where riders sit in an inflated boat and travel the path of a winding flume, experiencing enclosed and dark spaces, high-speeds, steep inclines and drops with free-falling sensations, multi-directional forces, and rotating motion. The combined weight of all riders must be between 500-1,050 lbs., with 2-6 riders per boat. All riders will be weighed as a group prior to boarding. Guests must have the ability to sit upright in the boat and maintain control of upper torso, head, and neck. Physical and cognitive ability is required to maintain the riding position. Guests must be able to exit the boat with or without assistance and have sufficient arm remnants to grasp both handles.

APPLICABLE HEALTH & SAFETY SYMBOLS:



ATTRACTIONS ACCESS:

Accessible entrance located at ride exit. Guests must transfer from wheelchair/ECV and be able to enter the boat with or without assistance.

SENSORY EXPERIENCE RATINGS:

SOUND  M SIGHT  L TOUCH  M MOVEMENT  H SPLASH  H

MUZIKI BAY

A pool with entertainment, including music and dancing. Depth ranges from zero-depth to 18". Guests must sit upright in the pool and be able to upright themselves in the current. Wheelchair/ECV Guests may request an inner tube from a Lifeguard. Weak or non-swimmers are encouraged wear a life jacket.

APPLICABLE HEALTH & SAFETY SYMBOLS:



HEIGHT REQUIREMENT:

None

ATTRACTIONS ACCESS:

Zero-depth entry and exit to the pool.

SENSORY EXPERIENCE RATINGS (DURING SHOW TIMES):

SOUND  M SIGHT  M TOUCH  L MOVEMENT  L SPLASH  L

OTORONGO

42"  , 48"  

A series of three aggressive tube slides; riders travel on a straight and/or winding flume and experience enclosed and dark spaces, high-speeds, steep drops with free-falling sensations, and multi-directional forces. Riders will decelerate in a splash pool up to 45" deep. The maximum combined weight of both riders in a double tube must not exceed 400lbs. The weight of each rider must not exceed 250lbs. Guests must have the ability to sit upright in the tube and maintain control of upper torso, head, and neck. Physical and cognitive ability is required to maintain the riding position. Guests must be able to upright themselves in a strong current and exit the tube and pool with or without assistance. Guests should notify an Attendant at the top of the slide if assistance will be needed exiting the splash pool at the bottom. At minimum, Guest must have sufficient arm remnants to grasp at least one handle on the tube, along with sufficient leg remnants to maintain the riding position. Weak or non-swimmers are encouraged to wear a life jacket.

APPLICABLE HEALTH & SAFETY SYMBOLS:



ATTRACTIONS ACCESS:

Guests must be able to climb the stairs of the slide tower and enter the tube with or without assistance.

SENSORY EXPERIENCE RATINGS:

SOUND  L SIGHT  L TOUCH  M MOVEMENT  M SPLASH  M

SAFARI SAM'S SPLASHLAND

Under 54" 

A children's activity area with body slides and various water elements in a zero-depth to 18" deep pool. Features include water splash and spray elements in an adjacent spray pad area. Guests must have the ability to sit upright on the slides and in the proper riding position, and maintain control of upper torso, head, and neck. Guests must be able to sit upright in the pool.

APPLICABLE HEALTH & SAFETY SYMBOLS:



ATTRACTIONS ACCESS:

In order to ride the slides, Guests must be able to climb the stairs or ramp with or without assistance. Zero-depth entry and exit to the pool.

SENSORY EXPERIENCE RATINGS:

SOUND  L SIGHT  L TOUCH  L MOVEMENT  L SPLASH  M

TEMBO FALLS

Under 54" 

A children's activity area with junior body slides and various water elements in a zero-depth spray deck. Guests must have the ability to sit upright on the slides and in the proper riding position, and maintain control of upper torso, head, and neck. Guests must be able to sit upright in the slide run-out and exit with or without assistance.

APPLICABLE HEALTH & SAFETY SYMBOLS:



ATTRACTIONS ACCESS:

In order to ride the slides, Guests must be able to climb the stairs or ramp with or without assistance.

SENSORY EXPERIENCE RATINGS:

SOUND  L SIGHT  L TOUCH  L MOVEMENT  L SPLASH  L

TEMBO TIDES

Under 54" 

A children's pool with continuous waves. Pool depth ranges from a zero-depth entry to 36" deep. Guests must be able to sit upright in the pool. Guests in a wheelchair/ECV may ask a Lifeguard for an inner tube to use. Guests must be able to upright themselves in a current in the pool. Weak or non-swimmers are encouraged to wear a life jacket.

APPLICABLE HEALTH & SAFETY SYMBOLS:



ATTRACTIONS ACCESS:

Zero-depth entry and exit to the pool.

SENSORY EXPERIENCE RATINGS:

SOUND  L SIGHT  M TOUCH  L MOVEMENT  L SPLASH  M

THE WAVE

A pool with waves and strong currents, ranging from zero-depth to 6' deep. Guests must be able to sit upright in the pool. Guests in a wheelchair/ECV may ask a Lifeguard for an inner tube to use. Guests must be able to upright themselves in a strong current in the pool. Weak or non-swimmers are encouraged to wear a life jacket. A connected shallow-water play area with waves (0-22" depth) is for children and accompanying adults. Diaper-dependent Guests must wear swim diapers. Guests must be able to upright themselves in a current in the pool. Weak or non-swimmers are encouraged to wear a life jacket.

APPLICABLE HEALTH & SAFETY SYMBOLS:



HEIGHT REQUIREMENT:

None

ATTRACTIONS ACCESS:

Zero-depth entry and exit to the pool.

SENSORY EXPERIENCE RATINGS:

SOUND  M SIGHT  M TOUCH  L MOVEMENT  M SPLASH  H

WATUBEE

36" , 48"  

A large and moderately aggressive flume with multi-person rafts that navigate down a slide. Riders experience high-speed turns, multi-directional forces, and both side-to-side motion and rotating motion. This ride ends in a splash pool up to 30" deep. The maximum combined weight is 800lbs. per raft; minimum of two and maximum of five riders (no more than four adults) per raft. Guests must have the ability to sit upright in the raft and maintain control of upper torso, head, and neck. Physical and cognitive ability is required to maintain the riding position. Guests must be able to upright themselves in a strong current and exit the raft and pool with or without assistance. At minimum, Guest must have sufficient arm remnants to grasp at least one handle on the raft.

APPLICABLE HEALTH & SAFETY SYMBOLS:



ATTRACTIONS ACCESS:

Guests must be able to climb the stairs of the slide tower and enter the raft with or without assistance.

SENSORY EXPERIENCE RATINGS:

SOUND  L SIGHT  L TOUCH  M MOVEMENT  M SPLASH  M

WILDEBEEST

42" , 48"  

An aggressive water coaster experience. Riders sit in a toboggan-style boat and travel the path of a winding flume experiencing enclosed and dark spaces, high-speeds, steep inclines and drops with free-falling sensations, and multi-directional forces. The combined weight of all riders must be at least 200lbs. but not exceed 800lbs. per boat; minimum of one and maximum of four riders per boat. All riders will be weighed as a group prior to boarding. Guests must have the ability to sit upright in the boat and maintain control of upper torso, head, and neck. Physical and cognitive ability is required to maintain the riding position. Guests must be able to exit the boat with or without assistance. At minimum, Guest must have sufficient arm remnants to grasp at least one handle on the boat, along with sufficient leg remnants to maintain the riding position.

APPLICABLE HEALTH & SAFETY SYMBOLS:



ATTRACTIONS ACCESS:

Accessible entrance located between ride entrance and exit. Guests must transfer from wheelchair/ECV and be able to enter the boat with or without assistance.

SENSORY EXPERIENCE RATINGS:

SOUND  M SIGHT  L TOUCH  M MOVEMENT  H SPLASH  M

ZINGA

42" , 48"  ◆

An aggressive tube slide where riders oscillate back and forth on a half-pipe. Riders experience enclosed and dark spaces, high-speeds, steep drops with free-falling sensations, multi-directional forces, and rotating motion. The ride ends in a splash pool up to 18" deep. The maximum combined weight of all riders must not exceed 600lbs. per four-passenger inner tube; minimum of two and maximum of four riders per inner tube. All riders will be weighed as a group prior to boarding. Guests must have the ability to sit upright in the tube and maintain control of upper torso, head, and neck. Physical and cognitive ability is required to maintain the riding position. Guests must be able to upright themselves in a strong current and exit the tube and pool with or without assistance. At minimum, Guest must have sufficient arm remnants to grasp at least one handle on the tube, along with sufficient leg remnants to maintain the riding position.

APPLICABLE HEALTH & SAFETY SYMBOLS:



ATTRACTIONS ACCESS:

Guests must be able to climb the stairs of the slide tower and enter the tube with or without assistance.

SENSORY EXPERIENCE RATINGS:

SOUND  L SIGHT  L TOUCH  M MOVEMENT  H SPLASH  M

ZOOMBABWE

42" , 48"  ◆

An extreme and aggressive fully-enclosed flume with multi-person tubes that navigate down a dark slide. Riders experience high-speed turns, multi-directional forces, and both side-to-side and rotating motion. This ride ends in a splash pool up to 36" deep. The maximum combined weight of all riders must not exceed 600lbs. per four-passenger inner tube; minimum of two and maximum of four riders per inner tube. All riders will be weighed as a group prior to boarding. Guests must have the ability to sit upright in the tube and maintain control of upper torso, head, and neck. Physical and cognitive ability is required to maintain the riding position. Guests must be able to upright themselves in a strong current and exit the tube and pool with or without assistance. At minimum, Guest must have sufficient arm remnants to grasp at least one handle on the tube, along with sufficient leg remnants to maintain the riding position.

APPLICABLE HEALTH & SAFETY SYMBOLS:











ATTRACTIONS ACCESS:

Guests must be able to climb the stairs of the slide tower and enter the tube with or without assistance.

SENSORY EXPERIENCE RATINGS:

SOUND  L SIGHT  M TOUCH  M MOVEMENT  H SPLASH  M

AT A GLANCE HAPPY HALLOWEEN WEEKENDS ATTRACTIONS

Attraction Name									Page
Carnival Chaos	X		X			X		X	60
Corn Maze			X						60
Hayride			X	X					61
Kitty's 3D Candy Farm	X		X			X		X	61
Trick-or-Treat Trail									61

CARNIVAL CHAOS

An indoor walk-through maze with dark hallways, scenes and props, live actors, and various special effects including changes in lighting and fog.

APPLICABLE HEALTH & SAFETY SYMBOLS:



HEIGHT REQUIREMENT:

None

ATTRACTIONS ACCESS:

Attraction entrance is accessible.

SENSORY EXPERIENCE RATINGS:

SOUND  H SIGHT  H TOUCH  M MOVEMENT  L SPLASH  NA

CORN MAZE

An outdoor corn maze with disorienting pathways. No height requirement.

APPLICABLE HEALTH & SAFETY SYMBOLS:



ATTRACTIONS ACCESS:

Attraction entrance is accessible. Guests utilizing a wheelchair/ECV should be aware of rough and/or muddy terrain.

SENSORY EXPERIENCE RATINGS:

SOUND  L SIGHT  L TOUCH  M MOVEMENT  L SPLASH  NA

HAPPY HALLOWEEN WEEKENDS

HAYRIDE

A scenic Hay Wagon ride to and from the Corn Maze along a gravel path

APPLICABLE HEALTH & SAFETY SYMBOLS:



HEIGHT REQUIREMENT:

None

ATTRACTIONS ACCESS:

Must transfer from wheelchair/ECV.

SENSORY EXPERIENCE RATINGS:

SOUND M SIGHT L TOUCH M MOVEMENT L SPLASH NA

KITTY'S 3D CANDY FARM

An indoor walk-through maze with dark hallways, scenes and props, live actors, and various special effects including changes in lighting and fog.

APPLICABLE HEALTH & SAFETY SYMBOLS:



HEIGHT REQUIREMENT:

None

ATTRACTIONS ACCESS:

Attraction entrance is accessible.

SENSORY EXPERIENCE RATINGS:

SOUND H SIGHT M TOUCH M MOVEMENT L SPLASH NA

TRICK-OR-TREAT TRAIL

A trick-or-treating experience for kids 12 and under, featuring candy and some allergen-friendly options. No height requirement.

ATTRACTIONS ACCESS:

Guests who cannot wait through the line or may have other special circumstances may go to First-Aid for pre-made bags featuring all items available on the Trick-or-Treat Trail.

SENSORY EXPERIENCE RATINGS:

SOUND L SIGHT L TOUCH L MOVEMENT L SPLASH NA