



Holiday World & Splashin' SAFARI®

2024 Accessibility Guide

Rev. 3/28

Introduction	2
Attractions Map	3
General Information	5
Ride Entry Guidelines for Boarding Pass	8
Ride Safety and Accessibility	10
Restraint Systems and Rider Requirements.....	13
State of Indiana Patron Responsibility	13
Oxygen Tanks on Rides and Slides.....	14
Service Animals.....	15
Show Venue Information	16
Fun and Safety Symbols.....	17
At a Glance Ride Information for Holiday World.....	19
Christmas Attractions.....	21
Halloween Attractions.....	24
4 th of July Attractions.....	27
Holidog’s FunTown Attractions.....	32
Thanksgiving Attractions	34
At a Glance Ride Information for Splashin’ Safari.....	39
Splashin’ Safari Attractions.....	41
At a Glance Happy Halloween Weekends Attractions..	51
Happy Halloween Weekends Attractions.....	52
Ride Boarding Pass	54

Welcome to Holiday World & Splashin’ Safari! We hope this Guide will assist you while planning for and during your visit.

This Guide was compiled in cooperation with the Easterseals Rehabilitation Center of Evansville, Indiana, to assist Guests in choosing rides and slides to enjoy during their visit. Holiday World & Splashin’ Safari’s Ride Admission Policy is based on our ride manufacturers’ recommendations plus evaluation of each attraction using our experience with and knowledge of the ride in both normal and emergency operating conditions. Our prime consideration is the ability of each person to endure the dynamics of a ride without risk of injury to that person or other riders.

Ride delays may occur while riding and members of your party may be required to remain in the riding position until the ride is restarted or Guests are escorted off the ride. All Guests should be aware that, although rare, there is always the possibility that a ride evacuation could occur due to an unplanned shutdown, inclement weather conditions, or a power interruption. If a ride evacuation is required, Guests may need to maneuver across catwalks and stairs from the highest point of the ride and down steeply inclined walkways.

Guests requiring assistance during a ride evacuation may be escorted last in order to expedite the evacuation process. While these occasions are rare, Guests should be aware of this possibility and exercise good judgment before boarding rides and slides. Please inquire about specific procedures prior to boarding or participating in an attraction. The roller coasters, water coasters, Frightful Falls, and rides that leave the ground are more likely to be evacuated during a ride shutdown. Guests with limited mobility should be accompanied by a person capable of helping to evacuate them during a ride shutdown if assistance is requested by Management.

Please observe all warnings outlined in this Guide. The information in this Guide was fully updated before the start of the 2024 season. Management at Holiday World & Splashin’ Safari reserves the right to adjust any of the restrictions listed in this Guide. If you have any doubts about an attraction’s appropriateness for the individual, please have someone in your party speak to a member of Attractions Management.

The Management of Holiday World & Splashin’ Safari reserves the right to deny Guest access to a ride which Management deems unsafe for the individual. Any Guest who does not fit properly in the ride restraint will not be permitted to ride.

The details in this Accessibility Guide are subject to change. For the most up-to-date version, scan the QR code or visit HolidayWorld.com/Access



Attractions Map

More detailed layout in park map



	No height restriction with supervising companion*
	With supervising companion*
	Unaccompanied
*A supervising companion must be at least 16 years of age and meet all rider requirements	
For a complete list of ride requirements visit HolidayWorld.com/RidesGuide	

Service Animal Relief Area

CHRISTMAS

Attractions

- 1 Prancer's Merry-Go-Round Under 54"
- 2 Reindeer Games 36" 42"
- 3 Comet's Rockets Under 54"
- 4 Dasher's Seahorses Under 54"
- 5 Dancer's Fish Under 54"

HALLOWEEN

Attractions

- 6 The Raven 48" to ride
- 7 Scarecrow Scrambler 36" 48"
- 8 Frightful Falls 36" 48"
- 9 The Legend 48" to ride
- 10 HallowSwings 48" to ride

4TH OF JULY

Attractions

- 11 Lewis & Clark Trail 42"
- 12 Star Spangled Carousel 42"
- 13 Tippecanoe: Under 54"
- 14 Rough Riders Bumper Cars 42" 48"
- 15 Liberty Launch 48" to ride
- 16 Firecracker 36" 48"
- 17 Revolution 42" - 77" (6'5") to ride
- 18 Eagles Flight 36" 42"
- 19 Holidog Express 42"
- 20 Doggone Trail 42"
- 21 Magic Waters Under 54"
- 22 Kitty's Tea Party 36"
- 23 Just For Pups Under 54"
- 24 Howler 36" 42"
- 25 Holidog's Treehouse Under 54"

THANKSGIVING

Attractions

- 26 The Voyage 48" to ride
- 27 Gobbler Getaway 42"
- 28 Turkey Whirl 36" 48"
- 29 Mayflower 42" 48"
- 30 Good Gravy! 38" 48"
- 31 Cranberry Corner Under 54"
- 32 Crow's Nest 42" 48"
- 33 Thunderbird 52" - 78" (6'6") to ride

SPLASHIN' SAFARI

Attractions

- 34 Cheetah Chase 42" 48"
- 35 Kima Bay 36" or 42" to ride (slides vary)
- 36 Tembo Tides Under 54"
- 37 Tembo Falls Under 54"
- 38 Bahari River
- 39 Bakuli 42" 48"
- 40 Mammoth 42" 48"
- 41 Wildebeest 42" 48"
- 42 Bahari Wave Pool
- 43 Safari Sam's SplashLand Under 54"
- 44 Jungle Racer 42" to ride
- 45 Zinga 42" 48"
- 46 ZOOMbabwe 42" 48"
- 47 Otorongo 42" 48"
- 48 Watubee 36" 48"
- 49 The Wave

GENERAL INFORMATION

AIR-CONDITIONING

To cool off in air-conditioned comfort during your day, visit Santa's Merry Marketplace, or Plymouth Rock Café; another option is to take a ride on Gobbler Getaway (height, weight, and physical restrictions apply on this ride) in Holiday World. Our centrally located First Aid building is also air-conditioned.

AMERICAN SIGN LANGUAGE SERVICES

Complimentary sign language interpretation services may be available. Arrangements for sign language interpreters should be made at least two weeks prior to your visit. Please contact Guest Relations at 812-937-4401 or 877-463-2645. You may also email us at fun@holidayworld.com to make arrangements.

CALMING ROOM

A Calming Room is available for our Guests who will benefit from a quiet, relaxing break from the park's sensory stimulation. The room, which includes bean bag chairs, a small tent, rocking chair, couch, plus adjustable lighting and music, is located inside our First Aid building (in Splashin' Safari's plaza). The Calming Room may be reserved on a first-come, first-served basis for 30-minute sessions at Guest Relations, Holiday World Services, or First Aid.

FAMILY RESTROOMS

Family Restrooms are located in Santa's Merry Marketplace, next to the Christmas Fountain, near Thunderbird, in Stuffing Springs near Good Gravy!, in First Aid, between Safari Pizza and Locker Rental, between Jungle Jake's and Safari Sam's SplashLand, between Bahari Wave and Bahari River, in the Party Plaza, and in the Legend Parking Lot. Please check a park map for other restrooms.

FIRST AID

An air-conditioned First Aid Station is accessible from both parks and is centrally located between the Thanksgiving bridge and the Splashin' Safari lockers. Please use this location if a flat surface is needed to help change diaper-dependent Guests.

GENERAL INFORMATION

FREE WATER & SOFT DRINKS

Free unlimited water and soft drinks are available at any restaurant or Pepsi Oasis location in the park.

PARKING

Free parking for Guests with disabilities is available on a first-come, first-served basis near the Front Gate in the Raven Parking Lot and at the east end of the Legend Parking Lot.

RESTAURANTS

Wheelchair/ECV-accessible seating is available at each restaurant (check a park map for locations). Please be aware that our venues offer counter service; Team Members are available to assist upon request. Service animals are permitted in all restaurants.

RIDE ACCESS

In Holiday World, most accessible entrances are located at the ride exit; exceptions are Thunderbird and Good Gravy!, which have an accessible queue and Holidog's Treehouse, which has an accessible entrance located at the base of the tower closest to Kitty's Tea Party. Just for Pups and Magic Waters do not have specific entry or exit points. Guests needing special ride boarding arrangements due to physical limitations should request a Ride Boarding Pass at Holiday World Services. Please do not hesitate to hold up your Ride Boarding Pass when you arrive at the ride's exit gate (or designated accessible entrance) to alert the Ride Operator.

(OBTAINING A) RIDE BOARDING PASS

Ride Boarding Passes are issued for Guests with limited mobility and other special circumstances at Holiday World Services.

SEGWAYS® & GOLF CARTS

Due to varying terrain and pathway configurations, as well as crowds that include small children and strollers, we regret that we cannot permit the use of golf carts or two-wheeled, self-balancing electric vehicles (i.e. Segways), in Holiday World & Splashin' Safari. Guests' personal wheelchairs and Electric Convenience Vehicles (ECVs) are permitted and are also available for rent on a first-come, first-served basis at St. Nick's Rentals in the Christmas section.

SHOPS

Please ask a Team Member for assistance in obtaining any hard-to-reach items.

SPECIAL DIETARY NEEDS

Guests with special dietary needs and Guests with infants will be accommodated. Please see a Security Officer at the Front Gate for assistance. Several of the park's restaurants offer allergen-friendly and gluten-free meals and snacks. See HolidayWorld.com/Food for details.

RIDE BOARDING PASS

Ride Boarding Passes are available for Guests with limited mobility who cannot otherwise navigate queues, and for Guests with other special circumstances. To be issued a Ride Boarding Pass, Guests should go to Holiday World Services. Each Guest who requires an accommodation will need his or her own Ride Boarding Pass. Each Pass will accommodate up to three accompanying family members, caretakers, and/or companions. One or more of the accompanying Guests should be physically able to assist the Guest with transferring on and off the ride if help is required. Ease of boarding rides varies and must be taken into consideration when deciding which rides to ride. Most rides will require that a Guest using a wheelchair/ECV transfer on and off the ride.

The Guest to whom the Boarding Pass was issued must ride in order for the accompanying Guests to take advantage of the Ride Boarding Pass. If the Guest who was issued the Pass chooses not to ride, his/her party must wait in the ride line.

We recommend that Guests needing assistance transferring from a wheelchair/ECV onto a ride visit with a companion. Our Ride Operators/Attraction Attendants will provide information and answer questions however they are not specially trained to assist in transferring a Guest to and from a ride vehicle and may not be able to do so.

RIDE BOARDING PASS

IF YOUR PARTY EXCEEDS FOUR RIDERS

When the riding party totals more than four, the majority of the group should get in the ride line. Another member of the party should go to the ride exit with the Ride Boarding Pass and explain to the Ride Operator/Attraction Attendant that part of the group is standing in line. Guests boarding through the exit should wait until their party is getting close to boarding the ride before coming to the ride exit. Guests are asked to not block the exit while waiting.

RIDES REQUIRING A SPECIFIC BOARDING TIME

1. Any member of the party may take the Ride Boarding Pass to the ride exit and request a boarding time. A boarding time (based on the approximate length of the line at the time of the request) will be assigned and written on the Pass. The time will be authenticated when it is written on the Ride Boarding Pass.
2. Once assigned a boarding time, the party may leave the ride and return when it is time to board.
3. When the boarding time arrives, the Guest who was issued the Pass plus up to three additional Guests may proceed to the ride's exit. The party will ride when directed by the Ride Operator/Attraction Attendant. (If the boarding time passes, Guests may still ride; you can arrive late but not early.)
4. Guests may only receive a single boarding time at any given time.
5. Guests will be assigned seats by the Ride Operator/Attraction Attendant. Guests may not choose a specific seat or vehicle.

RIDES NOT REQUIRING A SPECIFIC BOARDING TIME

1. The Guest who was issued the Pass, plus up to three additional Guests, may enter the ride through the exit when directed by the Ride Operator/Attraction Attendant.
2. The party will be asked to wait up to 15 minutes and will then be invited to board as soon as can be accommodated.

RIDE SAFETY AND ACCESSIBILITY

The safety of Guests and Team Members is the #1 priority at Holiday World & Splashin' Safari. Safety is a shared partnership between the park and our Guests. Holiday World & Splashin' Safari reserves the right to refuse any Guest access to a ride which Management deems unsafe for the individual. Please carefully review and consider the requirements and restrictions of our attractions (listed in this Guide and at our attractions) to determine if you or members of your party can safely participate.

Please also note:

- Theme park and water park attractions expose riders to forces, speeds and other intense elements that may cause distress or injury to persons with pre-existing health conditions. Guests should consider these elements when determining the suitability for all riders.
- All riders must be in good health to ride. We recommend that Guests with any medical condition that may be affected by a ride carefully heed the warning signs at each ride entrance.
- In order to ride, Guests must be able to use seats and/or safety restraints properly and understand and follow verbal and/or written safety procedures. Guests must also be able to demonstrate a willingness and ability to comply with verbal and written ride requirements.
- Guests must be able to maintain the proper riding position throughout the ride including sitting upright and maintaining control of upper torso, head, and neck as instructed in this Guide. Guests must also be able to use the restraint devices properly and hold on (or grip/brace) when required. Where applicable, Guests must keep their heads against the headrests, with arms, hands, legs, and feet down and inside the ride vehicle. Children must be supervised at all times.
- Unless otherwise indicated, one Guest may not ride on another Guest's lap.

RIDE SAFETY AND ACCESSIBILITY

- Guests with prosthetics, casts, or braces may be restricted from riding certain rides where the prosthetic, cast, or brace may present a hazard to the Guest or other riders. When a cast or prosthetic is permitted on a ride, it must fit comfortably within the ride vehicle and not interfere with the required riding position (including holding on) or function of the restraint, as applicable. Additional information on casts and prosthetics may be found in the ride-specific information on the following pages.
- Hearing devices and other electronic devices may be damaged by water on water rides. Please take necessary precautions to protect these items. Due to the fact that many rides vibrate, Guests should take necessary precautions to protect hearing devices and eyeglasses on all rides.
- For everyone's safety, Guests must ensure artificial limbs are secured or removed before boarding. If riding on a water slide, any sharp edges must be covered. Please be advised if a Guest has two prosthetic legs which are removed for safety reasons, height restrictions could prevent the Guest from riding.
- Height requirements are posted at each ride. All Guests, including those using wheelchairs/ECVs, must meet the height requirement. Guests may be officially measured at the Height Measurement Station in Holiday World or Splashin' Safari (during water park operating hours) to receive an appropriate wristband. Holiday World Services in the Christmas section is available when the Height Measurement Station in Holiday World is closed.
- Most attractions require the transfer from a wheelchair to the ride. Select attractions have transfer devices or transfer seats available. Guests may remain in their wheelchair to ride Holidog Express, Star Spangled Carousel, and to explore Holidog's Treehouse. Attraction access for each ride/attraction is detailed in this Guide.

RIDE SAFETY AND ACCESSIBILITY

Every attraction entrance lists rider requirements including height and special safety instructions. Additional information, including minimum extremities, additional cast requirements, and other ride accessibility information for each attraction, is included in this Guide. **Holiday World & Splashin' Safari uses the following terms:**

SUPERVISING COMPANION: defined as any Guest who is at least 16 years of age and meets the rider requirements to ride alone. Supervising Companions are responsible for the behavior of the Guests they accompany and must generally help the Guest while loading and unloading the attraction, assist in maintaining postural control while the attraction is in motion, and assist the Guest down stairs, walkways, or steeply inclined ramps in the event of a ride evacuation.

HAND-HELD INFANT: defined as a young child who is unable to walk to the attraction independently or maintain independent seated postural control. Also called "lap baby."

FUNCTIONING ARM: Arm with remnant to the elbow and the ability to grip or brace.

FUNCTIONING HAND: Arm with an elbow and a hand. Hand must have the ability to grip and brace. A prosthetic may be used unless otherwise stated.

LEG: Leg with a knee and remnant to the ankle. A prosthetic may be used unless otherwise stated.

LEG REMNANT: Leg remnant at or below the knee unless otherwise defined in this Guide.

RIDER REQUIREMENTS

All passenger restraint systems, including lap bars, shoulder harnesses, shoulder belts, safety belts/chains/straps, and seat belts, must be positioned and fastened properly for Guests to ride.

Due to rider restraint system requirements, larger Guests (in terms of height and/or weight) or Guests with atypical body proportions may not be accommodated on some of our rides. Maximum weight limits are posted at many Splashin' Safari attractions and in this Guide.

Test seats are available at Good Gravy!, The Raven, The Legend, The Voyage, and Thunderbird. On other rides, Guests may go up the ride's exit to ensure restraints fit properly before waiting in line.

INDIANA PATRON RESPONSIBILITY

Indiana Administrative Code Title 675 Article 31-2-4 requires the following of amusement device patrons:

- Patrons have a duty to not participate in or on any amusement ride, device or attraction when under the influence of drugs or alcohol.
- Patrons have a duty to properly use all ride or device safety equipment provided.

OXYGEN TANKS ON RIDES & SLIDES

To ensure everyone's safety, oxygen tanks may only be taken on the rides listed below in Holiday World, with the following conditions:

CHILDREN RIDES: UNDER 54"

Comet's Rockets: Guest should sit in the front seat and put the oxygen on the floor of the rocket.

Dancer's Fish: Put oxygen on the floor of the fish; ensure the tank will not tip.

Prancer's Merry-Go-Round: Oxygen tank must be in a backpack worn by either the rider or adult standing by the rider.

Tippecanoes: Put oxygen in the canoe; ensure the tank will not tip.

FAMILY RIDES

Doggone Trail, Gobbler Getaway, Holidog Express, and Lewis & Clark Trail: Put oxygen on the floor or seat; ensure the tank will not tip.

Cranberry Corner, Holidog's Treehouse, and Just for Pups: Guests may play in the structure with an oxygen tank in a backpack on their back.

Magic Waters: Guests may play in the water with an oxygen tank in a backpack on their back.

Star Spangled Carousel: Oxygen tank must be in a backpack worn by either the rider or adult standing by the rider. If Guest prefers to sit in a chariot, place oxygen on the floor or seat, ensuring the tank will not tip.

Oxygen tanks are not permitted on any of the water slides but are permitted on the following attractions in Splashin' Safari: Bahari Wave, Bahari River, Muziki Bay, The Wave, and the pool areas of Kima Bay, Safari Sam's SplashLand, and Tembo Tides. Oxygen tanks must be carried in a backpack and worn by the Guest.

SERVICE ANIMALS

Holiday World complies with the Americans with Disabilities Act (ADA), in which a service animal is defined as a dog that has been individually trained to do work or perform tasks for an individual with a disability. The task(s) performed by the dog must be directly related to the person's disability. Emotional support, therapy, comfort, or companion animals are not considered service animals under the ADA. For safety reasons, service animals are permitted only on Doggone Trail, Gobbler Getaway, Holidog Express, Lewis & Clark Trail, Prancer's Merry-Go-Round, Star Spangled Carousel, and the Parking Lot Trams.

When riding the above rides, the service animal must sit on the floor of the ride next to where the Guest is seated. Service animals may also accompany Guests in Holidog's Treehouse. If a Guest chooses to ride a ride not listed above, the service animal must be left with someone in their party who is not riding. Team Members are not allowed to look after service animals. Although service animals are welcome in Splashin' Safari, they are not permitted in the water, this includes Magic Waters in Holidog's FunTown.

Guests are responsible for cleaning up service animal waste and for controlling the service animal's behavior. Service animal relief areas are located throughout the park; see Park Map for details.

SHOW VENUES

Seating for Guests using wheelchairs/ECVs and at least one companion is available at each show venue. Seating is available on a first-come, first-served basis. Other members of the party may need to find seating nearby. Service animals are welcome at all show venues, but cannot enter the pool at Muziki Bay. Visit HolidayWorld.com/Today for daily show times. Assisted listening devices and show scripts are available upon request. Please visit Holiday World Services or speak to a theater Team Member for more information. Requests must be made at least 30 minutes prior to show start.

CHRISTMAS THEATER

Christmas Theater is an outdoor venue located in the Christmas section across from Santa's Merry Marketplace. The theater has uncovered bleacher-style stadium seating. Accessible seating is available near the front and rear of the theater.

HOOSIER CELEBRATION THEATER

The Hoosier Celebration Theater is an outdoor venue located in the Fourth of July section next to HallowSwings. The theater has covered bleacher-style stadium seating. Accessible seating is available near the front and rear of the theater.

HIGH DIVE THEATER

The High Dive Theater is an outdoor venue located in the Halloween section near The Raven roller coaster. The theater has uncovered bleacher-style stadium seating. Accessible seating is available near the rear of the theater.

MUZIKI BAY




Muziki Bay is an outdoor venue located in Splashin' Safari near Otorongo. The theater has a pool with beach-side chair seating. See page 52 for pool accessibility information.

FUN AND SAFETY SYMBOLS

The Fun and Safety Symbols shown on each page are designed to assist Guests in selecting rides best suited to their physical condition. These symbols are posted at the rides (usually at the entrance) and indicate certain physical conditions that may be aggravated or affected by the ride.

Questions or Comments? Send emails to fun@holidayworld.com or call 1-877-463-2645.

FUN AND SAFETY SYMBOLS

Symbol	Description	Symbol	Description
	Attraction is not allowed for Guests with a history of abnormal blood pressure.		Attraction is located in the Christmas section.
	Attraction is not allowed for Guests with back, neck, or similar physical conditions.		Attraction is located in the Thanksgiving section.
	Attraction is not allowed for Guests who have had recent surgeries, injuries, or illnesses.		Attraction is located in the Halloween section.
	Expectant mothers are not allowed on this attraction.		Attraction is located in the 4th of July section.
	Attraction is not allowed for Guests susceptible to motion sickness or dizziness.		Mild Thrill Ride/Attraction
	Attraction is not allowed for Guests with a history of heart conditions.		Moderate Thrill Ride/Attraction
	Attraction is not allowed for Guests who have a fear of heights.		High Thrill Ride/Attraction
	Attraction is not allowed for Guests who have medical sensitivity to strobe effects.		No height restriction with supervising companion*
	Attraction is not allowed for Guests who have an allergy to latex.		With supervising companion *
			Unaccompanied

*A supervising companion must be at least 16 years of age and meet all rider requirements.

AT A GLANCE RIDE INFORMATION FOR HOLIDAY WORLD

Park Section	Attraction Name								Page
	Comet's Rockets			X		X			21
	Cranberry Corner								34
	Crow's Nest	X	X	X	X	X	X	X	34
	Dancer's Fish			X		X			21
	Dasher's Seahorses		X	X		X			22
	Doggone Trail		X	X	X				32
	Eagles Flight	X	X	X	X	X	X		27
	Firecracker	X	X	X	X	X	X		27
	Frightful Falls	X	X	X	X	X	X	X	24
	Gobbler Getaway			X				X	35
	Good Gravy!	X	X	X	X	X	X	X	35
	HallowSwings	X	X	X	X	X	X	X	24
	Holiday Express			X					28
	Holiday's Treehouse								32
	Howler	X	X	X	X	X	X		33
	Just for Pups								32
	Kitty's Tea Party	X	X	X	X	X	X		33

AT A GLANCE RIDE INFORMATION FOR HOLIDAY WORLD

Park Section	Attraction Name								Page
	The Legend	X	X	X	X	X	X	X	25
	Lewis & Clark Trail		X	X	X				28
	Liberty Launch	X	X	X	X	X	X	X	29
	Magic Waters								33
	Mayflower	X	X	X	X	X	X	X	36
	Prancer's Merry-Go-Round			X		X			22
	The Raven	X	X	X	X	X	X	X	26
	Reindeer Games	X	X	X	X	X	X	X	23
	Revolution	X	X	X	X	X	X	X	29
	Rough Riders	X	X	X	X	X	X		30
	Scarecrow Scrambler	X	X	X	X	X	X		25
	Star Spangled Carousel			X	X	X			30
	Thunderbird	X	X	X	X	X	X	X	36
	Tippecanoes			X					31
	Turkey Whirl	X	X	X	X	X	X		37
	The Voyage	X	X	X	X	X	X	X	38

ATTRACTIONS: CHRISTMAS

COMET'S ROCKETS

Under 54" ●

A gentle children's ride that elevates and rotates slowly in a circle. Riders must be able to maintain an upright position throughout the ride. At minimum, riders must also have sufficient leg remnants for the restraint system to work properly. Hand-held infants are not permitted. Ride requires use of individual seat belts.

APPLICABLE HEALTH & SAFETY SYMBOLS:



ATTRACTIONS ACCESS:

Accessible entrance at ride exit. Must transfer from wheelchair/ECV.

DANCER'S FISH

Under 54" ●

A gentle children's ride that goes up and down and rotates slowly in a circle. Riders must be able to maintain an upright position throughout the ride. Riders must also have sufficient leg remnants for restraints to work properly. Hand-held infants are not permitted. Ride requires use of individual seat belts.

APPLICABLE HEALTH & SAFETY SYMBOLS:



ATTRACTIONS ACCESS:

Accessible entrance at ride exit. Must transfer from wheelchair/ECV.

DASHER'S SEAHORSES

Under 54" ●

A children's carousel ride featuring seahorses that rotate in a circle. Riders must be able to maintain an upright position and control of upper torso, head, and neck throughout the ride. At minimum, riders must also have at least one functioning hand and sufficient leg remnants to straddle the seat. Hand-held infants are not permitted. Ride requires use of individual seat belts.

APPLICABLE HEALTH & SAFETY SYMBOLS:



ATTRACTIONS ACCESS:

Accessible entrance at ride exit. Must transfer from wheelchair/ECV.

PRANCER'S MERRY-GO-ROUND

Under 54" ●

A children's carousel ride featuring horses that move up and down. Riders must be able to maintain an upright position and control of upper torso, head, and neck throughout the ride or be accompanied by a Supervising Companion. At minimum, riders must also have at least one functioning hand and sufficient leg remnants to straddle the seat. Hand-held infants are not permitted. Individual seat belt required if riding on a horse.

APPLICABLE HEALTH & SAFETY SYMBOLS:



ATTRACTIONS ACCESS:

Accessible entrance at ride exit. Must transfer from wheelchair/ECV.

REINDEER GAMES

36"  42"  

A family ride that bounces several times up and down a three-story tower. Riders must be able to maintain an upright position and control of upper torso, head, and neck throughout the ride. At minimum, riders must also have at least one functioning arm and sufficient leg remnants for the restraint system to work properly. Ride requires use of individual shoulder harness.

APPLICABLE HEALTH & SAFETY SYMBOLS:



ATTRACTIONS ACCESS:

Accessible entrance at ride exit. Must transfer from wheelchair/ECV.

ATTRACTIONS: HALLOWEEN

FRIGHTFUL FALLS

36"  48"  

A moderate flume ride with turns and a 35-foot drop. You will get wet on this ride! The ride includes a trip through a dark tunnel. Riders must be able to maintain an upright position and control of upper torso, head, and neck throughout the ride. Guests must transfer in and out of wet boats on a moving conveyor, including stepping down into a boat, during the loading process. Please advise the Ride Operator if the moving conveyor needs to be stopped for passenger loading or unloading. At minimum, riders must have at least one functioning arm and one leg, or one functioning arm and two leg remnants at or below the knee.

APPLICABLE HEALTH & SAFETY SYMBOLS:



ATTRACTIONS ACCESS:

Accessible entrance at ride exit. Must transfer from wheelchair/ECV.

HALLOWSWINGS

48" to ride 

A moderate spinning ride that travels in a circle while riders sit in a swing. Guests should be prepared for circular motion and heights up to 45 ft. Riders must be able to maintain an upright position and control of upper torso, head, and neck throughout the ride. At minimum, riders must have at least one functioning arm and sufficient leg remnants for the restraint system to work properly. Ride requires use of individual lap bar and safety chain. There are two seat sizes, measuring 15" and 19" across. Prosthetics are not permitted.

APPLICABLE HEALTH & SAFETY SYMBOLS:



ATTRACTIONS ACCESS:

Accessible entrance at ride exit. Must transfer from wheelchair/ECV.

SCARECROW SCRAMBLER

36" , 48"  

A fast-moving ride with cars that turn around a rotating base. Riders must be able to maintain an upright position and control of upper torso, head, and neck throughout the ride or be accompanied by a Supervising Companion. At minimum, riders must have at least one functioning hand and one leg, or one functioning hand and two leg remnants at or below the knee. Riders with one functioning arm instead of one functioning hand must be accompanied by a Supervising Companion. Ride requires use of a shared seat belt and grab bar.

APPLICABLE HEALTH & SAFETY SYMBOLS:



ATTRACTIONS ACCESS:

Accessible entrance at ride exit. Must transfer from wheelchair/ECV.

THE LEGEND

48" to ride 

An intense high-speed wooden roller coaster with steep drops, banked turns, dark tunnels and sudden stops. Riders must be able to maintain an upright position and control of upper torso, head, and neck throughout the ride. At minimum, riders must have at least one functioning arm, one leg, and one leg remnant at or below the knee. The Legend has a full-body harness available for Guests who do not meet this requirement. In order to ride The Legend with the full-body harness, Guest must have, at minimum, one functioning arm remnant with the ability to grip or brace and two leg remnants that extend at least 4" beyond the leg straps of the harness. Guests with an arm cast must be seated on the side of the car that keeps the cast away from the adjacent rider. Ride requires use of individual lap bars and seat belts. Bench seats have a seat divider; base of each seat is 15" across. Seat belt encircles a maximum of approximately 50" when fully extended (the ends attach in the back corners); lap bar must be latched. A test seat is available at the entrance to The Legend.

APPLICABLE HEALTH & SAFETY SYMBOLS:



ATTRACTIONS ACCESS:

Accessible entrance at ride exit. Must transfer from wheelchair/ECV. A transfer device is available.

THE RAVEN

48" to ride 

An intense high-speed wooden roller coaster with steep drops, banked turns, a dark tunnel and sudden stops. Riders must be able to maintain an upright position and control of upper torso, head, and neck throughout the ride. At minimum, riders must have at least one functioning arm, one leg, and one leg remnant at or below the knee. The Raven has a full-body harness available for Guests who do not meet this requirement. In order to ride The Raven with the full-body harness, Guest must have, at minimum, one functioning arm remnant with the ability to grip or brace and two leg remnants that extend at least 4" beyond the leg straps of the harness. Guests with an arm cast must be seated on the side of the car that keeps the cast away from the adjacent rider. Ride requires the use of individual lap bars and seat belts. Bench seats have a seat divider; base of each seat is 15" across. Seat belt encircles a maximum of approximately 50" when fully extended (the ends attach in the back corners); lap bar must be latched. A test seat is available at the entrance to The Raven.

APPLICABLE HEALTH & SAFETY SYMBOLS:



ATTRACTIONS ACCESS:

Accessible entrance at ride exit. Must transfer from wheelchair/ECV. A transfer device is available.

ATTRACTIONS: 4TH OF JULY

EAGLES FLIGHT

36"  42"  

A moderate spinning ride with rider-controlled side-to-side and up-and-down motion. Seat belt extenders are available. Riders must be able to maintain an upright position and control of upper torso, head, and neck throughout the ride or be accompanied by a Supervising Companion. At minimum, riders must have at least one functioning arm and one leg, or one functioning arm and two leg remnants at or below the knee. Ride requires use of a shared seat belt.

APPLICABLE HEALTH & SAFETY SYMBOLS:



ATTRACTIONS ACCESS:

Accessible entrance at ride exit. Must transfer from wheelchair/ECV.

FIRECRACKER

36"  48"  

A fast-moving ride with cars that move around a rotating base. Riders must be able to maintain an upright position and control of upper torso, head, and neck throughout the ride or be accompanied by a Supervising Companion. Adults should sit on the right side (direction of travel) of the car as weight will shift in this direction during the ride. At minimum, riders must have at least one functioning hand and one leg, or one functioning hand and two leg remnants at or below the knee. Riders with one functioning arm instead of one functioning hand must be accompanied by a Supervising Companion. Ride requires use of a shared seat belt and grab bar.

APPLICABLE HEALTH & SAFETY SYMBOLS:



ATTRACTIONS ACCESS:

Accessible entrance at ride exit. Must transfer from wheelchair/ECV.

HOLIDOG EXPRESS

, 42"  

A gentle family train ride that travels along a path featuring scenic elements and a tunnel. Riders must be able to maintain an upright position and control of upper torso, head, and neck throughout the ride or be accompanied by a Supervising Companion. Hand-held infants must be accompanied by a Supervising Companion.

APPLICABLE HEALTH & SAFETY SYMBOLS:



ATTRACTIONS ACCESS:

Accessible entrance at ride exit. May remain in wheelchair to ride

LEWIS & CLARK TRAIL

, 42"  

A family car ride that allows drivers to move around a guided track. Seat belt extenders are available. Riders must be able to maintain an upright position and control of upper torso, head, and neck throughout the ride or be accompanied by a Supervising Companion. At minimum, riders must have at least one functioning arm and one leg, or be accompanied by a Supervising Companion. If the driver cannot reach the pedal, the front seat passenger must be tall enough to push the foot pedal without either rider standing. Ride requires use of a shared seat belt. Hand-held infants are not permitted.

APPLICABLE HEALTH & SAFETY SYMBOLS:



ATTRACTIONS ACCESS:

Accessible entrance at ride exit. Must transfer from wheelchair/ECV.

LIBERTY LAUNCH

48" to ride 

A 7-story fast-moving, up-and-down launching-freefall ride. Riders must be able to maintain an upright position and control of upper torso, head, and neck throughout the ride. At minimum, riders must have at least one functioning arm and sufficient leg remnants for the restraint system to work properly. Ride requires use of individual shoulder harness and safety belt. Seat measures approximately 14" across.


APPLICABLE HEALTH & SAFETY SYMBOLS:



ATTRACTIONS ACCESS:

Accessible entrance at ride exit. Must transfer from wheelchair/ECV.

REVOLUTION

42" - 77" (6'5") to ride 

A fast-moving spinning ride that elevates while riders stand in place. Riders must be able to maintain a standing position and control of upper and lower torso, head, neck, and legs throughout the ride. At minimum, riders must have at least two functioning arms and two legs, or two functioning hands and one leg. Ride requires use of individual safety strap.

APPLICABLE HEALTH & SAFETY SYMBOLS:



ATTRACTIONS ACCESS:

Accessible entrance at ride exit. Must transfer from wheelchair/ECV.

ROUGH RIDERS

42" , 48"  

A bumper car ride that allows drivers to bump into other cars. Riders must be able to maintain an upright position and control of upper torso, head, and neck throughout the ride. At minimum, riders must have at least one functioning arm and one leg. Riders lacking the ability to use the pedal must ride with a Supervising Companion. Guests with an arm cast must be seated on the side of the car that keeps the cast away from the adjacent rider. Ride requires use of individual shoulder belt.

APPLICABLE HEALTH & SAFETY SYMBOLS:



ATTRACTIONS ACCESS:

Accessible entrance at ride exit. Must transfer from wheelchair/ECV.

STAR SPANGLED CAROUSEL

, 42"  

A family carousel ride featuring animals that move up and down as well as stationary chariots. Riders must be able to maintain an upright position and control of upper torso, head, and neck throughout the ride or be accompanied by a Supervising Companion. Hand-held infants must be accompanied by a Supervising Companion and ride in a chariot seat. At minimum, riders must have at least one functioning hand and sufficient leg remnants to straddle the seat if on an animal. Riders lacking these requirements must be accompanied by a Supervising Companion in a chariot seat.

APPLICABLE HEALTH & SAFETY SYMBOLS:



ATTRACTIONS ACCESS:

Accessible entrance at ride exit. May remain in wheelchair to ride.

TIPPECANOES

Under 54" 

A gentle children's boat ride that travels slowly through a canal. Riders must be able to maintain an upright position throughout the ride. Since there are no seat belts, children must remain seated until the Ride Operator has directed them to unload. Hand-held infants are not permitted.

APPLICABLE HEALTH & SAFETY SYMBOLS:



ATTRACTIONS ACCESS:

Accessible entrance at ride exit. Must transfer from wheelchair/ECV.

ATTRACTIONS: HOLIDOG'S FUNTOWN

DOGGONE TRAIL

, 42" 

A gentle family ride that travels along a path. Seat belt extenders are available. Riders must be able to maintain an upright position and control of upper torso, head, and neck throughout the ride or be accompanied by a Supervising Companion. At minimum, riders must have at least one functioning arm and one leg, or be accompanied by a Supervising Companion. Ride requires use of individual seat belt. Hand-held infants are not permitted.

APPLICABLE HEALTH & SAFETY SYMBOLS:



ATTRACTIONS ACCESS:

Accessible entrance at ride exit. Must transfer from wheelchair/ECV.

HOLIDOG'S TREEHOUSE

Under 54" 

This is a two-story accessible play structure with interactive elements, ladders, and slides. Parents are encouraged to accompany their children and provide assistance. Optional portions of this attraction require climbing.

ATTRACTIONS ACCESS:

Accessible entrance located at base of tower closest to Kitty's Tea Party.

JUST FOR PUPS

Under 54" 

This is a toddler's version of Holidog's Treehouse, featuring slides.

ATTRACTIONS ACCESS:

Multiple entrance/exits. Must transfer from wheelchair/ECV.

HOWLER

36" , 48"  

A family roller coaster with gentle drops and quick turns. Riders must be able to maintain an upright position and control of upper torso, head, and neck throughout the ride or be accompanied by a Supervising Companion. At minimum, riders must have at least one functioning hand and one leg. Riders with one functioning arm instead of one functioning hand must be accompanied by a Supervising Companion. Leg casts are not permitted. Ride requires use of a shared lap bar and seat belt.

APPLICABLE HEALTH & SAFETY SYMBOLS:



ATTRACTIONS ACCESS:

Accessible entrance at ride exit. Must transfer from wheelchair/ECV.

KITTY'S TEA PARTY

, 36"  

A family spinning ride that allows riders to spin their own tea cups while the entire ride rotates. Riders must be able to maintain an upright position and control of upper torso, head, and neck throughout the ride or be accompanied by a Supervising Companion. At minimum, riders must have at least one functioning arm and one leg, or one functioning arm and two leg remnants at or below the knee. Hand-held infants are not permitted.

APPLICABLE HEALTH & SAFETY SYMBOLS:



ATTRACTIONS ACCESS:

Accessible entrance at ride exit. Must transfer from wheelchair/ECV.

MAGIC WATERS

Under 54" 

An interactive water "sprayground" with a series of water geysers shooting up out of the ground. Children and accompanying adults are invited to play in the water. Diaper-dependent Guests must wear swim diapers.

ATTRACTIONS: THANKSGIVING

CRANBERRY CORNER

Under 54" 

A play structure that features slides, climbing structures, and interactive elements.

ATTRACTIONS ACCESS:

Single entrance/exit to playground. Must transfer from wheelchair/ECV.

CROW'S NEST

42" , 48"  

A spinning ride that travels in a circle and elevates up and down a 65-foot tower while riders sit in a two-person swing. Riders must be able to maintain an upright position and control of upper torso, head, and neck throughout the ride. At minimum, riders must have at least one functioning arm and sufficient leg remnants for the restraint system to work properly. Ride requires use of shared lap bar and individual safety belt. Prosthetics are not permitted.

APPLICABLE HEALTH & SAFETY SYMBOLS:



ATTRACTIONS ACCESS:

Accessible entrance at ride exit. Must transfer from wheelchair/ECV.

GOBBLER GETAWAY



An interactive family dark ride with special effects that travels on an indoor track. The three-minute ride features lighting effects including black lights, strobe lights, and mirror-ball projections. Riders must be able to maintain an upright position and control of upper torso, head, and neck throughout the ride or be accompanied by a Supervising Companion. At minimum, riders must have at least one functioning arm and one leg, or be accompanied by a Supervising Companion. Ride requires use of a shared lap bar. Hand-held infants are not permitted.

APPLICABLE HEALTH & SAFETY SYMBOLS:



ATTRACTIONS ACCESS:

Accessible entrance at ride exit. Must transfer from wheelchair/ECV. A transfer seat is built into the ride to assist in transferring from a wheelchair/ECV onto the ride.

GOOD GRAVY!



A family roller coaster with mild drops and quick turns that goes forwards and backwards. Riders must be able to maintain an upright position and control of upper torso, head, and neck throughout the ride. At minimum, riders must have at least one leg or two upper leg remnants at or below the knee. Arm and leg casts are not permitted. Ride requires use of a lap bar. A test seat is available at the entrance to Good Gravy!

APPLICABLE HEALTH & SAFETY SYMBOLS:



ATTRACTIONS ACCESS:

Accessible ride queue and exit. Must transfer from wheelchair/ECV.

MAYFLOWER



A large swinging ship ride that travels forward and backward in a pendulum-like motion. Riders must be able to maintain an upright position and control of upper torso, head, and neck during the ride. At minimum, riders must have at least one functioning arm and one leg, or one functioning arm and two leg remnants at or below the knee. Ride requires use of a shared lap bar.

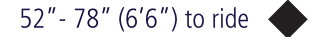
APPLICABLE HEALTH & SAFETY SYMBOLS:



ATTRACTIONS ACCESS:

Accessible entrance at ride exit. Must transfer from wheelchair/ECV. A transfer seat is built into the ride to assist in transferring from a wheelchair/ECV.

THUNDERBIRD



An intense, high-speed wing roller coaster that launches to 60mph in 3.5 sec. Thunderbird includes multiple inversions, steep drops, high-speed turns, and sudden stops. Riders must be able to maintain an upright position and control of upper torso, head, and neck throughout the ride. At minimum, riders must have at least one functioning hand and two legs, or two functioning hands and two leg remnants at or below the knee. Thunderbird has a full-body harness available for Guests who do not meet this requirement. In order to ride Thunderbird with the full-body harness, Guests must have a minimum of one leg remnant, along with a leg remnant that extends at least 4" beyond the leg strap of the harness, and two arm remnants that extend at least 6" in length from the shoulder. Casts and prosthetics are not permitted. Ride requires use of individual shoulder harness and safety belt. Longer safety belts are available in rows two and three. A test seat is available at the entrance to Thunderbird.

APPLICABLE HEALTH & SAFETY SYMBOLS:



ATTRACTIONS ACCESS:

Accessible entrance at ride exit. Must transfer from wheelchair/ECV. A transfer device is available.

TURKEY WHIRL

36" , 48"  

A moderate spinning ride with individual cars that spin while the entire ride rotates. Riders must be able to maintain an upright position and control of upper torso, head, and neck throughout the ride or be accompanied by a Supervising Companion. At minimum, riders must have at least one functioning hand and one leg, or one functioning hand and two leg remnants at or below the knee. Riders with one functioning arm instead of one functioning hand must be accompanied by a Supervising Companion. Ride uses a shared grab bar.

APPLICABLE HEALTH & SAFETY SYMBOLS:



ATTRACTIONS ACCESS:

Accessible entrance at ride exit. Must transfer from wheelchair/ECV.

THE VOYAGE

48" to ride 

An intense high-speed wooden roller coaster with steep drops, sharply-banked turns, dark tunnels and sudden stops. This wooden roller coaster features three drops of more than 100 feet, extreme twists and turns, with strong forces from all directions. There are eight dark moments in underground tunnels and three points at which the track is perpendicular to the ground. Riders must be able to maintain an upright position and control of upper torso, head, and neck throughout the ride. At minimum, riders must have at least one functioning arm, one leg, and one leg remnant at or below the knee. The Voyage has a full-body harness available for Guests who do not meet this requirement. In order to ride The Voyage with the full-body harness, Guest must have, at minimum, one functioning arm remnant with the ability to grip or brace and two leg remnants that extend at least 4" beyond the leg straps of the harness. Guests with an arm cast must be seated on the side of the car that keeps the cast away from the adjacent rider. Ride requires use of individual lap bar and seat belt. Bench seats have a seat divider; base of each seat is 15" across. Seat belt encircles a maximum of approximately 50" when fully extended (the ends attach in the back corners); lap bar must be latched. A test seat is available at the entrance to The Voyage.









APPLICABLE HEALTH & SAFETY SYMBOLS:



ATTRACTIONS ACCESS:

Accessible entrance at ride exit. Must transfer from wheelchair/ECV. A transfer device is available.

AT A GLANCE RIDE INFORMATION FOR SPLASHIN' SAFARI

Attraction Name									Page
Bahari River		X	X						41
Bahari Wave	X	X	X	X	X	X			41
Bakuli	X	X	X	X	X	X	X		42
Cheetah Chase	X	X	X	X	X	X	X	X	43
Jungle Racer	X	X	X	X	X	X	X		43
Kima Bay		X	X	X					44
Mammoth	X	X	X	X	X	X	X		44
Muziki Bay		X	X						45
Otorongo	X	X	X	X	X	X			45
Safari Sam's SplashLand		X	X	X					46
Tembo Falls		X	X	X					46
Tembo Tides		X	X						46
The Wave	X	X	X	X	X	X			47
Watubee	X	X	X	X	X	X	X		47
Wildebeest	X	X	X	X	X	X	X	X	48
Zinga	X	X	X	X	X	X	X		49
ZOOMbabwe	X	X	X	X	X	X	X		50

SPLASHIN' SAFARI GENERAL INFO

The pools in Splashin' Safari are staffed by certified Lifeguards trained through Ellis and Associates. To participate at Splashin' Safari, swimwear or shorts and shirts may be worn and should be modest in design (no thong swimsuits). Diaper-dependent Guests must wear swim diapers. Swim diapers are available for sale in Safari Outpost in the Splashin' Safari plaza as well as most Holiday World gift shops.

Complimentary life jackets are available at The Wave, Bahari Wave, Bahari River, and Tembo Tides. "Infant" life jacket size accommodates Guests up to 30lbs.; "Child" size accommodates Guests between 30lbs. and 50lbs.; "Youth" size accommodates Guests between 50lbs. and 90lbs.; and "Adult" size accommodates Guests over 90lbs with a chest size between 30" and 52".

Splashin' Safari has a limited number of accessible tubes available for use on Bahari River by Guests with limited mobility or who lack the ability to sit up unaided. In some circumstances, they can also be used in the wave pools. For additional information, please ask a Lifeguard to call for a member of management.

Wildebeest, Mammoth, and Cheetah Chase are included on the Ride Boarding Pass. It does not apply to the water slides, though, because their "exits" are the bottom of the slides. There are a number of water attractions—The Wave, Bahari Wave, Bahari River, Kima Bay, Safari Sam's SplashLand, Tembo Falls, and Tembo Tides—which require little or no wait.

There is a procedure for weighing Guests who are wheelchair-bound in Splashin' Safari (as weights are a factor on all three water coasters). Mammoth has been selected as the only water coaster we can do weight verifications, as a wheelchair will fit onto those scales. The scales at Wildebeest and Cheetah Chase are too narrow. The Guest will be weighed in their wheelchair at Mammoth, then asked to transfer to a seat or bench in the station (a transfer board will be available). Team Members will then weigh the wheelchair and deduct the wheelchair weight from the total weight and document it on the Ride Boarding Pass. This will need to be shown when boarding water coasters so their weight can be accurately figured into the total weight of all riders on their boat.

ATTRACTIONS

BAHARI RIVER

A flowing river where riders swim, wade, or float in tubes along its course. Riders will experience currents and may encounter water sprayers, bubble jets, waterfalls, waves, and splashing. Pool depth up to 28". Guests must be able to position themselves in or on an inner tube if they choose to use them. An accompanying Guest may walk around the river or ride in an inner tube to assist a Guest. Guests must be able to upright themselves in a strong current in the pool if unaccompanied. Weak or non-swimmers are encouraged to wear a life jacket.

APPLICABLE HEALTH & SAFETY SYMBOLS:



ATTRACTIONS ACCESS:

Zero-depth entry and exit to the pool.

BAHARI WAVE POOL

A pool with waves, strong currents, and water sprayers. Pool depth ranges from a zero-depth entry to 6' deep. These waves are bigger and stronger than the waves at The Wave. Guests must be able to sit upright in the pool. Guests in a wheelchair/ECV may ask a Lifeguard for an inner tube to use. Guests must be able to upright themselves in a strong current in the pool. Weak or non-swimmers are encouraged to wear a life jacket.

APPLICABLE HEALTH & SAFETY SYMBOLS:



ATTRACTIONS ACCESS:

Zero-depth entry and exit to the pool.

BAKULI

42" , 48"

A moderately aggressive tube slide connected to a bowl-like flume; rider experiences enclosed and dark spaces, high-speeds, steep drops with free-falling sensations, multi-directional forces, and rotating motion. The ride ends in a splash pool up to 36" deep. The maximum combined weight of all riders must not exceed 700lbs. per four-passenger inner tube; minimum of two and maximum of four riders per inner tube. Guests must have the ability to sit upright in the tube and maintain control of upper torso, head, and neck. Physical and cognitive ability is required to maintain the riding position. Guests must be able to upright themselves in a strong current and exit the tube and pool with or without assistance. At minimum, Guest must have sufficient arm remnants to grasp at least one handle on the tube, along with sufficient leg remnants to maintain the riding position.

APPLICABLE HEALTH & SAFETY SYMBOLS:



ATTRACTIONS ACCESS:

Guests must be able to climb the stairs of the slide tower and enter the tube with or without assistance.

CHEETAH CHASE

42"  , 48"   

A thrilling water coaster experience. Riders sit in an inflatable boat and "race" another boat as they travel the path of a winding flume experiencing enclosed and dark spaces, high-speeds, steep inclines and drops with free-falling sensations, and multi-directional forces. The combined weight of all riders must be between 225-500lbs. per boat; No rider shall exceed 340lbs. Minimum of two and maximum of three riders per boat. All riders will be weighed as a group prior to boarding. Guests must have the ability to sit upright in the boat and maintain control of upper torso, head, and neck. Physical and cognitive ability is required to maintain the riding position. Guests must be able to exit the boat with or without assistance. At minimum, Guest must have sufficient arm remnants to grasp both handles on the boat, along with sufficient leg remnants to maintain the riding position.

APPLICABLE HEALTH & SAFETY SYMBOLS:



ATTRACTIONS ACCESS:

Accessible entrance located at ride exit. Guests must transfer from wheelchair/ECV and be able to enter the boat with or without assistance.

JUNGLE RACER

42" to ride 

A moderately aggressive six-story, ten-lane water flume. Each rider slides downhill headfirst on a mat and decelerates in a run-out. Riders experience high-speeds and steep drops with free-falling sensations. Guests must be able to position themselves head-first and stomach-down on the mat. Physical and cognitive ability is required to maintain the riding position. Guests must be able to sit upright in the slide run-out and exit quickly with or without assistance. At minimum, Guest must have sufficient arm remnants to grasp at least one handle on the mat, along with sufficient leg remnants to maintain the riding position.

APPLICABLE HEALTH & SAFETY SYMBOLS:



ATTRACTIONS ACCESS:

Guests must be able to climb stairs and lie down on a mat with or without assistance.

KIMA BAY

36" or 42"  (slides vary) 

Water activity area with body slides and various water elements in a zero-depth spray deck. Features include tipping buckets, net climbs, and water splash and spray elements. The maximum weight per rider is 300lbs. Guests must have the ability to sit upright on the slides and in the proper riding position, maintain control of upper torso, head, and neck. Guests must be able to sit upright in the slide run-out and exit with or without assistance.

APPLICABLE HEALTH & SAFETY SYMBOLS:



ATTRACTIONS ACCESS:

In order to ride the slides, Guests must be able to climb the structure with or without assistance.

MAMMOTH

42"    

An aggressive water coaster experience. Riders sit in an inflated boat and travel the path of a winding flume, experiencing enclosed and dark spaces, high-speeds, steep inclines and drops with free-falling sensations, multi-directional forces, and rotating motion. The combined weight of all riders must be at least 500lbs. but not exceed 1,050lbs. per boat; minimum of two and maximum of six riders per boat. All riders will be weighed as a group prior to boarding. Guests must have the ability to sit upright in the boat and maintain control of upper torso, head, and neck. Physical and cognitive ability is required to maintain the riding position. Guests must be able to exit the boat with or without assistance. At minimum, Guest must have sufficient arm remnants to grasp both handles on the boat.

APPLICABLE HEALTH & SAFETY SYMBOLS:



ATTRACTIONS ACCESS:

Accessible entrance located at ride exit. Guests must transfer from wheelchair/ECV and be able to enter the boat with or without assistance.

MUZIKI BAY

A pool with on-stage and in-water entertainment, including music and dancing. Pool depth ranges from a zero-depth entry to 18" deep. Guests must be able to sit upright in the pool. Guests in a wheelchair/ECV may ask a Lifeguard for an inner tube to use. Guests must be able to upright themselves in a current in the pool. Weak or non-swimmers are encouraged to wear a life jacket.

APPLICABLE HEALTH & SAFETY SYMBOLS:



HEIGHT REQUIREMENT:

None

ATTRACTIONS ACCESS:

Zero-depth entry and exit to the pool.

OTORONGO

42" , 48"

A series of three aggressive tube slides; riders travel on a straight and/or winding flume and experience enclosed and dark spaces, high-speeds, steep drops with free-falling sensations, and multi-directional forces. Riders will decelerate in a splash pool up to 45" deep. The maximum combined weight of both riders in a double tube must not exceed 400lbs. The weight of each rider must not exceed 250lbs. Guests must have the ability to sit upright in the tube and maintain control of upper torso, head, and neck. Physical and cognitive ability is required to maintain the riding position. Guests must be able to upright themselves in a strong current and exit the tube and pool with or without assistance. Guests should notify an Attendant at the top of the slide if assistance will be needed exiting the splash pool at the bottom. At minimum, Guest must have sufficient arm remnants to grasp at least one handle on the tube, along with sufficient leg remnants to maintain the riding position. Weak or non-swimmers are encouraged to wear a life jacket.

APPLICABLE HEALTH & SAFETY SYMBOLS:



ATTRACTIONS ACCESS:

Guests must be able to climb the stairs of the slide tower and enter the tube with or without assistance.

SAFARI SAM'S SPLASHLAND

Under 54"

A children's activity area with body slides and various water elements in a zero-depth to 18" deep pool. Features include water splash and spray elements in an adjacent spray pad area. Guests must have the ability to sit upright on the slides and in the proper riding position, and maintain control of upper torso, head, and neck. Guests must be able to sit upright in the pool.

APPLICABLE HEALTH & SAFETY SYMBOLS:



ATTRACTIONS ACCESS:

In order to ride the slides, Guests must be able to climb the stairs or ramp with or without assistance. Zero-depth entry and exit to the pool.

TEMBO FALLS & TEMBO TIDES

Under 54"

Tembo Falls is a children's activity area with junior body slides and various water elements in a zero-depth spray deck. Guests must have the ability to sit upright on the slides and in the proper riding position, and maintain control of upper torso, head, and neck. Guests must be able to sit upright in the slide run-out and exit with or without assistance. Tembo Tides is a children's pool with continuous waves. Pool depth ranges from a zero-depth entry to 36" deep. Guests must be able to sit upright in the pool. Guests in a wheelchair/ECV may ask a Lifeguard for an inner tube to use. Guests must be able to upright themselves in a current in the pool. Weak or non-swimmers are encouraged to wear a life jacket.

APPLICABLE HEALTH & SAFETY SYMBOLS:



ATTRACTIONS ACCESS:

In order to ride the slides, Guests must be able to climb the stairs or ramp with or without assistance. Zero-depth entry and exit to the pool.

THE WAVE



A pool with waves and strong currents. Pool depth ranges from a zero-depth entry to 6' deep. Guests must be able to sit upright in the pool. Guests in a wheelchair/ECV may ask a Lifeguard for an inner tube to use. Guests must be able to upright themselves in a strong current in the pool. Weak or non-swimmers are encouraged to wear a life jacket. A shallow-water play area with waves is connected to The Wave attraction. Pool depth in this area ranges from a zero-depth entry to 22" deep. Children and accompanying adults are invited to play in the water. Diaper-dependent Guests must wear swim diapers. Guests must be able to upright themselves in a current in the pool. Weak or non-swimmers are encouraged to wear a life jacket.

APPLICABLE HEALTH & SAFETY SYMBOLS:



ATTRACTIONS ACCESS:

Zero-depth entry and exit to the pool.

WATUBEE

36" 48"

A large and moderately aggressive flume with multi-person rafts that navigate down a slide. Riders experience high-speed turns, multi-directional forces, and both side-to-side motion and rotating motion. This ride ends in a splash pool up to 30" deep. The maximum combined weight is 800lbs. per raft; minimum of two and maximum of five riders (no more than four adults) per raft. Guests must have the ability to sit upright in the raft and maintain control of upper torso, head, and neck. Physical and cognitive ability is required to maintain the riding position. Guests must be able to upright themselves in a strong current and exit the raft and pool with or without assistance. At minimum, Guest must have sufficient arm remnants to grasp at least one handle on the raft.

APPLICABLE HEALTH & SAFETY SYMBOLS:



ATTRACTIONS ACCESS:

Guests must be able to climb the stairs of the slide tower and enter the raft with or without assistance.

WILDEBEEST

42" 48"

An aggressive water coaster experience. Riders sit in a toboggan-style boat and travel the path of a winding flume experiencing enclosed and dark spaces, high-speeds, steep inclines and drops with free-falling sensations, and multi-directional forces. The combined weight of all riders must be at least 200lbs. but not exceed 800lbs. per boat; minimum of one and maximum of four riders per boat. All riders will be weighed as a group prior to boarding. Guests must have the ability to sit upright in the boat and maintain control of upper torso, head, and neck. Physical and cognitive ability is required to maintain the riding position. Guests must be able to exit the boat with or without assistance. At minimum, Guest must have sufficient arm remnants to grasp at least one handle on the boat, along with sufficient leg remnants to maintain the riding position.

APPLICABLE HEALTH & SAFETY SYMBOLS:



ATTRACTIONS ACCESS:

Accessible entrance located between ride entrance and exit. Guests must transfer from wheelchair/ECV and be able to enter the boat with or without assistance.

ZINGA

42" , 48"  ◆

An aggressive tube slide where riders oscillate back and forth on a half-pipe. Riders experience enclosed and dark spaces, high-speeds, steep drops with free-falling sensations, multi-directional forces, and rotating motion. The ride ends in a splash pool up to 18" deep. The maximum combined weight of all riders must not exceed 600lbs. per four-passenger inner tube; minimum of two and maximum of four riders per inner tube. All riders will be weighed as a group prior to boarding. Guests must have the ability to sit upright in the tube and maintain control of upper torso, head, and neck. Physical and cognitive ability is required to maintain the riding position. Guests must be able to upright themselves in a strong current and exit the tube and pool with or without assistance. At minimum, Guest must have sufficient arm remnants to grasp at least one handle on the tube, along with sufficient leg remnants to maintain the riding position.

APPLICABLE HEALTH & SAFETY SYMBOLS:



ATTRACTIONS ACCESS:

Guests must be able to climb the stairs of the slide tower and enter the tube with or without assistance.

ZOOMBABWE

42" , 48"  ◆

An extreme and aggressive fully-enclosed flume with multi-person tubes that navigate down a dark slide. Riders experience high-speed turns, multi-directional forces, and both side-to-side and rotating motion. This ride ends in a splash pool up to 36" deep. The maximum combined weight of all riders must not exceed 600lbs. per four-passenger inner tube; minimum of two and maximum of four riders per inner tube. All riders will be weighed as a group prior to boarding. Guests must have the ability to sit upright in the tube and maintain control of upper torso, head, and neck. Physical and cognitive ability is required to maintain the riding position. Guests must be able to upright themselves in a strong current and exit the tube and pool with or without assistance. At minimum, Guest must have sufficient arm remnants to grasp at least one handle on the tube, along with sufficient leg remnants to maintain the riding position.











APPLICABLE HEALTH & SAFETY SYMBOLS:



ATTRACTIONS ACCESS:

Guests must be able to climb the stairs of the slide tower and enter the tube with or without assistance.

AT A GLANCE HAPPY HALLOWEEN WEEKENDS ATTRACTIONS

Attraction Name											Page
Carnival Chaos	X		X				X		X	X	52
Corn Maze			X								52
Hayride			X	X							52
Kitty's 3D Candy Farm	X		X				X			X	53
Trick-or-Treat Trail											53

ATTRACTIONS

CARNIVAL CHAOS

An indoor walk-through maze with dark hallways, scenes and props, live actors, and various special effects including changes in lighting and fog.

APPLICABLE HEALTH & SAFETY SYMBOLS:



HEIGHT REQUIREMENT:

None

ATTRACTIONS ACCESS:

Attraction entrance is accessible.

CORN MAZE

An outdoor corn maze with disorienting pathways.

APPLICABLE HEALTH & SAFETY SYMBOLS:



HEIGHT REQUIREMENT:

None

ATTRACTIONS ACCESS:

Attraction entrance is accessible. Guests utilizing a wheelchair/ECV should be aware of rough and/or muddy terrain.

HAYRIDE

A Hay Wagon ride that transports riders to and from the Corn Maze along a gravel path with scenic elements.

APPLICABLE HEALTH & SAFETY SYMBOLS:



HEIGHT REQUIREMENT:

None

ATTRACTIONS ACCESS:

Must transfer from wheelchair/ECV.

HAPPY HALLOWEEN WEEKENDS

KITTY'S 3D CANDY FARM

An indoor walk-through maze with dark hallways, scenes and props, live actors, and various special effects including changes in lighting and fog.

APPLICABLE HEALTH & SAFETY SYMBOLS:



HEIGHT REQUIREMENT:

None

ATTRACTIONS ACCESS:

Attraction entrance is accessible.

TRICK-OR-TREAT TRAIL

A family activity simulating trick-or-treating along a designated path featuring candy. Some allergen-friendly options are available. Designed for Guests 12 years of age or younger.

HEIGHT REQUIREMENT:

None

ATTRACTIONS ACCESS:

Guests who cannot wait through the line or may have other special circumstances may go to First-Aid for pre-made bags featuring all items available on the Trick-or-Treat Trail.